

CATALOGO
GENERALE
.08

Cotto] [Petrus

SIMBOLOGIA E NORME EUROPEE

SYMBOLS AND EUROPEAN STANDARDS

METODI E CARATTERISTICHE TECNICHE DI UN GRES PORCELLANATO

CLASSIFICAZIONE DEL PRODOTTO UNI EN 14411 Gruppo Bla appendice G "Piastrille con assorbimento d'acqua $\leq 0,5\%$ GL completamente greificato"

METHODS AND TECHNICAL FEATURES OF PORCELAIN STONEWARE

PRODUCT CLASSIFICATION UNI EN 14411 Group Bla appendix G "Tiles with water absorption $\leq 0.5\%$ GL completely vitrified"

METODI E CARATTERISTICHE TECNICHE DI UNA BICOTTURA ATOMIZZATA

CLASSIFICAZIONE DEL PRODOTTO UNI EN 14411-L BIII "Piastrille con assorbimento d'acqua $> 10\%$ "





METHODS AND TECHNICAL CHARACTERISTICS OF ATOMIZED DOUBLE FIRED TILES

PRODUCTS CLASSIFICATION UNI EN 14411-L BIII "Tiles with water absorption $> 10\%$ "

 Pavimento Floor tiles	 Rivestimento Wall tiles	 Bicottura atomizzata Atomized double-fired	 Tecnologia digitale. Digital technology.
 Pavimento lucido Glossy flooring	 Rivestimento lucido Glossy wall tiling	 Resistenza al gelo Frost proof	 Numero grafiche differenti Number of different patterns
 Pavimento semimatt Semimatt flooring	 Rivestimento semimatt Semimatt wall tiling	 Resistenza all'abrasione Wear resistance	 CHINA COMPULSORY CERTIFICATION è la certificazione necessaria per le esportazioni in Cina CHINA COMPULSORY CERTIFICATION is the certification required to export to China
 Pavimento matt Matt flooring	 Rivestimento matt Matt wall tiling	 Resistenza all'abrasione profonda Deep abrasion resistance	

 **Resistenza allo scivolamento** Slip resistance
NORMATIVA TEDESCA DIN 51130 GERMAN REGULATIONS DIN 51130

DIN 51130 Norma per il transito con calzature In funziona dell'ambiente e zona di lavoro
DIN 51130 Norm related to the transit with footwear according to the environment and working area

 R9	Ingresso e scale con accesso dall'esterno. Ristoranti, mense, negozi, ospedali, scuole. Entrances and staircases with outdoor access. Restaurants, canteens, shops, hospitals, schools.
 R10	Bagni e docce, cucine residenziali e garage. Bathrooms and showers, residential kitchens and garages.
 R11	Aree per produzione di generi alimentari, cucine per la ristorazione, ambienti con presenza di acqua. Food production facilities, medium-sized restaurant kitchens. Working environments with water.
 R12	Aree per la produzione di alimenti ricchi di grassi, grandi cucine industriali, parcheggi auto. Environments for the production of high-fat foods, large restaurant kitchens, parking areas.

Angolo d'inclinazione
Tilt angle

3° - 10°
> 10° - 19°
> 19° - 27°
> 27° - 35°

Questa prova prevede che, in un dispositivo, la persona cammina con una calzatura con una suola standard, sopra un piano inclinato con un angolo variabile. La superficie, ricoperta con le piastrelle sottomesse alla prova, è continuamente impregnata con un agente lubrificante. L'angolo del piano inclinato che permette l'equilibrio della persona con sicurezza, senza scivolare, rappresenta la misura della prova. This test is based on a person that walks with shoes with a standard sole on top of an inclined plane with a variable angle. The surface, covered with tiles submitted to the test, is continuously lubricated. The angle of the inclined plane that allows the balance of the person without slipping, it's the size of the test.

 **Coefficiente di attrito medio** Coefficient of medium friction
B.C.R.A. BRITISH CERAMIC RESEARCH ASSOCIATION - > 40 Normativa antiscivolo richiesta dalla legge italiana
B.C.R.A. BRITISH CERAMIC RESEARCH ASSOCIATION - > 40 Anti-slip legislation required from the Italian law

METODO BCRA

Il metodo BCRA è una rilevazione strumentale che fornisce la misura dell'attrito dinamico (μ) a cui una superficie deve rispondere per essere considerata antisdrucchiolante (μ deve essere $\geq 0,40$ sia per l'elemento scivolante cuoio su pavimentazione asciutta che per l'elemento scivolante gomma dura standard su pavimentazione bagnata): The BCRA method measures the coefficient of dynamic friction (μ) that a surface must meet in order to be classified as anti-slip (μ must be ≥ 0.40 both for the slipping element made of leather on dry surfaces and for slipping elements made of hard rubber on wet surfaces):

COEFFICIENTE DI ATTRITO DINAMICO

COEFFICIENT OF DYNAMIC FRICTION

$\mu \leq 0,19$	SCIVOLOSITÀ PERICOLOSA DANGEROUS SLIPPERINESS
$0,20 \leq \mu \leq 0,39$	SCIVOLOSITÀ ECCESSIVA EXCESS SLIPPERINESS
$0,40 \leq \mu \leq 0,74$	ATTRITO SODDISFACENTE SATISFACTORY FRICTION
$\mu \geq 0,75$	ATTRITO ECCELLENTE EXCELLENT FRICTION

SIMBOLOGIA E NORME EUROPEE

SYMBOLS AND EUROPEAN STANDARDS



Resistenza allo scivolamento Slip resistance
NORMATIVA TEDESCA DIN 51097 GERMAN REGULATIONS DIN 51097

DIN 51097 Norma per il transito a piedi nudi per zone bagnate soggette a calpestio a piedi nudi
DIN 51097 Norm for the barefoot transit on wet areas



CLASSE A **A - Spogliatoi; zone di accesso a piedi nudi; etc.**
A - Locker rooms, access areas with bare feet..



CLASSE B **B - Docce; bordi di piscine; etc.**
(A+B) B - Showers, poolsides..



CLASSE C **C - Bordi di piscine in pendenza; scale immerse; etc.**
(A+B+C) C - Poolsides sloping, immersed stairs..

Angolo d'inclinazione

Tilt angle

≥ 12°

≥ 18°

≥ 24°

Questa prova prevede che, in un dispositivo, la persona cammina a piedi nudi, sopra un piano inclinato con un angolo variabile. La superficie, ricoperta con le piastrelle sottomesse alla prova, è continuamente impregnata con un agente a base di sapone. L'angolo del piano inclinato che permette l'equilibrio della persona con sicurezza, senza scivolare, rappresenta la misura della prova.

This test shows that, in a device, the person walks with bare feet, over an inclined plane with a variable angle. The surface, covered with the tiles submitted to the test, is continuously impregnated with a soap-based solution. The angle of the inclined plane that allows the balance of the person, without slipping, represents the size of the test.



Coefficiente di attrito dinamico (scivolosità) Dynamic coefficient of friction
D-COF DINAMIC COEFFICIENT OF FRICTION > 0,42

METODO DCOF

ANSI A137-1:2012 è una norma valida per U.S.A. che determina un coefficiente di attrito dinamico in condizioni di superficie bagnata.

La superficie per essere conforme al requisito deve essere maggiore di 0.42

ANSI A137-1: 2012 is a U.S.A. norm which determines a dynamic coefficient of friction in wet surface conditions.

The surface to comply with the requirements must reach a value greater than 0.42

VARIAZIONE CROMATICA CHROMATIC VARIATION



V1 **Aspetto uniforme**
Uniform appearance



V2 **Lieve variazione**
Light variation



V3 **Marcata variazione**
Significant variation



V4 **Forte variazione**
Strong variation

FINITURA FINISHING

Lappato plus+

La finitura **Lappato plus+** conferisce alla piastrella la lucentezza e la riflettanza tipici di uno specchio. Il processo produttivo è simile a quello della finitura Honed Plus. Si tratta di un procedimento meccanico in cui le mole vanno a lavorare la speciale graniglia sulla superficie della piastrella, riducendone la rugosità, fino a renderla perfettamente liscia, come uno specchio appunto, e permettendo alla stessa di brillare di luce riflessa. La piastrella con finitura lappato plus presenta una maggior definizione della grafica ed una brillantezza inusuale che la rendono adatta a tutti gli ambienti. Consigli di posa e manutenzione, pag 327.

Lappato o Lappato in cresta

A differenza delle finiture Lappato Plus e Lappato Honed Plus, il Gres porcellanato lappato (detto anche lappato in cresta) presenta una superficie lavorata solo parzialmente. Si tratta infatti di una lavorazione meccanica che permette di ottenere la lucidatura delle sole parti superiori della superficie, evidenziando il contrasto con la parte non lavorata. Il risultato è un prodotto con zone lucide e brillanti ed altre non lucide, tipiche della finitura naturale del prodotto stesso.

Consigli di posa e manutenzione, pag 327.

Naturale

Il gres porcellanato naturale, risultante dalla produzione del gres senza applicazione di ulteriori processi, si presenta con una superficie più o meno ruvida e non brillante. Risulta avere delle performance tecniche più adatte in ambienti o installazioni ad intenso traffico o in cui vengono spesso usati agenti chimici aggressivi. Le caratteristiche tecniche garantiscono risultati duraturi.

Consigli di posa e manutenzione, pag 327.

Lappato plus+

The **Lappato plus+** production process reaches the sheen and light reflectance of a mirror. The entire process is quite similar to the one for the Honed Plus finish. It is a mechanical process in which the grindstones smoothen the special grit (graniglia) until a perfect smoothing is achieved and light can be reflected in mirror like fashion. Graphics are better defined and the unusual brightness make for an outstanding look capable to enhance all and any setting.

For tile setting and maintenance, pls see pag 327.

Ridge honed

Different from the "Lappato Plus" and "Lappato Honed Plus" finish, the "Lappato" (also called ridge honed) porcelain stoneware shows a surface that has only been partially smoothened. It is indeed a process that aims at polishing only the tips on the surface. The beauty is in the contrast between the smoothened and unsmoothened parts. The result is a product with matt and shiny microareas.

For tile setting and maintenance, pls see pag 327.

Natural

The natural finish porcelain stoneware is the product as it comes out of the kiln, without any additional treatment. The surface can have different degrees of roughness depending on the item and glaze, and always a non shiny, matt, surface. It is the most suitable product for high traffic areas or where intense and frequent cleaning is done with the use of aggressive chemical agents. The technical characteristics of this finish guarantee long lasting results.

For tile setting and maintenance, pls see pag 327.

INDICE COLLEZIONI

INDEX COLLECTIONS

EFFETTO CARTA DA PARATI P.02

SERIE

CARTA DA PARATI in gres	P.04
TRAMA PRESTIGE	P.28
TAPPETO EXTRA	P.34

EFFETTO CEMENTO/PIETRA P.40

SERIE

QUEEN STONE	P.42
MINIMAL	P.48
FUSION	P.56
PRESTIGE	P.66
GIGA	P.74
EMOTION	P.80
EXTRA	P.86
REPLAY	P.94
ASPEN	P.100
MYTHOS	P.108
EVOQ	P.114

EFFETTO LEGNO P.120

SERIE

COMFORT	P.122
RANGERS	P.128
SIERRA	P.134

EFFETTO MARMO P.140

SERIE

VISION	P.142
--------	-------

ESTERNI P.154

SERIE

STONE MIX	P.156
EKO-STONE OUT	P.160
VISION OUT	P.164
FOSSILI OUT	P.168
EMOTION OUT	P.172
MYTHOS OUT	P.178
RANGERS OUT	P.184
TAVELLONE IN/OUT	P.188
SASSONE OUT	P.194
CONCEPT STONE OUT	P.198
ASPEN OUT	P.202
CEMENTONE OUT	P.206
NATURE OUT	P.210
PIETRONE & ROCCIONE OUT	P.216

MURETTI P.220

SERIE

ARDESIA	P.222
DOLMEN	P.226
BRICKONE	P.230
GRANITI	P.240
SPACCONI	P.244
MYTHOS LISTARELLA	P.248
MURO DI SIENA	P.252

SPESSORATI P.256

SERIE

SPESSORATI OUTDOOR 4.0	P.260
------------------------	-------

BICOTTURA P.300

SERIE

SPETTACOLO	P.302
ARTISTIC STONE	P.308
VILLAGE COLOR	P.310
HARVARD	P.312
COLUMBIA	P.314
STANFORD	P.316
VISION	P.318
OXFORD	P.320
CAMBRIDGE	P.322

INFO P.324

CARATTERISTICHE TECNICHE	P.326
CONSIGLI DI POSA, PULIZIA E MANUTENZIONE	P.329
MERCHANDISING	P.336
CONDIZIONI GENERALI DI VENDITA	P.348
LA NOSTRA STORIA	P.350
CERTIFICAZIONI	P.352

FORMATI SIZES




60x120 cm
24"x48"
RETTIFICATO
RECTIFIED

CARTA DA PARATI P.04
TRAMA PRESTIGE P.28
TAPPETO EXTRA P.34

CARTE DA PARATI

GRES PORCELLANATO RETTIFICATO RECTIFIED PORCELAIN STONEWARE






TENTAZIONI

CARTE DA PARATI

in Gres

Gres porcellanato impasto colorato
Colored body porcelain stoneware









RETTIFICATO RECTIFIED
60x120 24"x48"

NOTE NOTES

I colori e le caratteristiche estetiche dei materiali illustrati nel presente catalogo sono da ritenersi puramente indicativi. Colours and optical features of the materials illustrated in this catalogue are to be regarded as mere indications.



Conforme According to
UNI EN 14411 - G Bla



CARTA DA PARATI **QUEEN VICTORIA**



6

QST050/1 ■
Decoro Queen Stone Victoria
60x120 cm Rett.
24"x48" Rect.
2



NOTE NOTES
Realizzato con la grafica della serie Queen Stone pag. 42.
Based on the graphics of the collection Queen Stone pag. 42.

La ripresa grafica tra le diverse lastre di decori può avere una tolleranza contenuta in 3mm. I decori della collezione Carta da Parati sono soggetti misti e sono inscatolati in modo casuale. The tile graphic between the different slabs of decors could have a tolerance included in 3 mm. Carta da Parati collection decorations are mixed subjects and are randomly packed.



DECORO QUEEN STONE VICTORIA / QUEEN STONE SABBIA

CARTA DA PARATI **QUEEN ELISABETH**



④

QST040/1 ■
Decoro Queen Stone Elisabeth
60x120 cm Rett.
24"x48" Rect.
2



NOTE NOTES
Realizzato con la grafica della serie Queen Stone pag. 42.
Based on the graphics of the collection Queen Stone pag. 42.

La ripresa grafica tra le diverse lastre di decori può avere una tolleranza contenuta in 3mm. I decori della collezione Carta da Parati sono soggetti misti e sono inscatolati in modo casuale. The tile graphic between the different slabs of decors could have a tolerance included in 3 mm. Carta da Parati collection decorations are mixed subjects and are randomly packed.



DECORO QUEEN STONE ELISABETH / QUEEN STONE SABBIA

CARTA DA PARATI OMBRE



4

MNL103/1 ■ Decoro Ombre

60x120 cm Rett. 24"x48" Rect.

2



NOTE NOTES

Realizzato con la grafica della serie Minimal pag. 48.
Based on the graphics of the collection Minimal pag. 48.

La ripresa grafica tra le diverse lastre di decori può avere una tolleranza contenuta in 3mm. I decori della collezione Carta da Parati sono soggetti misti e sono inscatolati in modo casuale. The tile graphic between the different slabs of decors could have a tolerance included in 3 mm. Carta da Parati collection decorations are mixed subjects and are randomly packed.



OMBRE / MINIMAL TITANIUM

CARTA DA PARATI **MULTICOLOR**



④

MNL102/1 ■ Decoro Multicolor
60x120 cm Rett. 24"x48" Rect.

2



NOTE NOTES


Realizzato con la grafica della serie Minimal pag. 48.
Based on the graphics of the collection Minimal pag. 48.

La ripresa grafica tra le diverse lastre di decori può avere una tolleranza contenuta in 3mm. I decori della collezione Carta da Parati sono soggetti misti e sono inscatolati in modo casuale. The tile graphic between the different slabs of decors could have a tolerance included in 3 mm. Carta da Parati collection decorations are mixed subjects and are randomly packed.



MULTICOLOR / MINIMAL CAMEL

CARTA DA PARATI **RUGIADA**



RPL139/1 ■ Decoro Rugiada
60x120 cm Rett. 24"x48" Rect.
2



NOTE NOTES
Realizzato con la grafica della serie Fusion pag. 56.
Based on the graphics of the collection Fusion pag. 56.

La ripresa grafica tra le diverse lastre di decori può avere una tolleranza contenuta in 3mm. I decori della collezione Carta da Parati sono soggetti misti e sono inscatolati in modo casuale. The tile graphic between the different slabs of decors could have a tolerance included in 3 mm. Carta da Parati collection decorations are mixed subjects and are randomly packed.



RUGIADA / FUSION BOISERIE / FUSION BIANCO / FUSION BRONZO RUGGINE

CARTA DA PARATI **TENTAZIONI**



RPL138/1 ■ Decoro Tentazioni
60x120 cm Rett. 24"x48" Rect.

2



NOTE NOTES


Realizzato con la grafica della serie Fusion pag. 56.
Based on the graphics of the collection Fusion pag. 56.

La ripresa grafica tra le diverse lastre di decori può avere una tolleranza contenuta in 3mm. I decori della collezione Carta da Parati sono soggetti misti e sono inscatolati in modo casuale. The tile graphic between the different slabs of decors could have a tolerance included in 3 mm. Carta da Parati collection decorations are mixed subjects and are randomly packed.



TENTAZIONI / COMFORT ZERO 20 NATURALE

CARTA DA PARATI **RELAX**



②

RPL137/1 ■ Decoro Relax
60x120 cm Rett. 24"x48" Rect.
2




NOTE NOTES
La ripresa grafica tra le diverse lastre di decori può avere una tolleranza contenuta in 3mm. I decori della collezione Carta da Parati sono soggetti misti e sono inscatolati in modo casuale. The tile graphic between the different slabs of decors could have a tolerance included in 3 mm. Carta da Parati collection decorations are mixed subjects and are randomly packed.



RELAX / FUSION ANTRACITE

CARTA DA PARATI **WHISPER**



②

RPL135/1 ■ Decoro Whisper
60x120 cm Rett. 24"x48" Rect.

2




NOTE NOTES
I decori della collezione Carta da Parati sono soggetti misti e sono
inscatolati in modo casuale. Carta da Parati collection decorations
are mixed subjects and are randomly packed.



WHISPER / VISION BLACK

CARTA DA PARATI **TENDER**



②

RPL133/1 ■ Decoro Tender
60x120 cm Rett. 24"x48" Rect.
2



NOTE NOTES
I decori della collezione Carta da Parati sono soggetti misti e sono inscatolati in modo casuale. Carta da Parati collection decorations are mixed subjects and are randomly packed.



TENDER / RANGERS CANADESE NOCE SCURO

CARTA DA PARATI **FLOREALE**



①

RPL030/1 ■ Decoro Floreale
60x120 cm Rett. 24"x48" Rect.
2



FLOREALE / REPLAY CRETE

CARTA DA PARATI **NASTRO**



RPL131/1 ■ Decoro Nastro
60x120 cm Rett. 24"x48" Rect.

2



NOTE NOTES
I decori della collezione Carta da Parati sono soggetti misti e sono inscatolati in modo casuale. Carta da Parati collection decorations are mixed subjects and are randomly packed.



NASTRO


PESI E MISURE WEIGHT AND SIZES / POIDS ET MESURES / GEWICHTE UND VERPACKUNGEN							
dimensioni sizes	spessore thickness	pz/collo pcs/box	mq/collo sqm/box	kg/collo kg/box	colli/europal box/europal	mq/europal sqm/europal	kg/europal kg/europal
abmessungen abmessungen	epaisseur stärke	pc/boite stk/ktn	m/boite qm/ktn	kg/boite kg/ktn	boites/europal ktn/europal	m/europal qm/europal	kg/europal kg/europal
60x120 RTT	9,5 mm	2	1,44	30,50	35	50,40	1095



PRESTIGE GRIS / PRESTIGE TRAMA GRIS

TRAMA PRESTIGE

Gres porcellanato impasto colorato
Colored body porcelain stoneware



RETTIFICATO RECTIFIED
60x120 24"x48"

NOTE NOTES

Realizzato su struttura grafica della serie Prestige pag. 66.
Based on the graphic structure of the collection Prestige pag. 66.

I colori e le caratteristiche estetiche dei materiali illustrati nel presente catalogo sono da ritenersi puramente indicativi. Colours and optical features of the materials illustrated in this catalogue are to be regarded as mere indications.



Conforme According to
UNI EN 14411 - G Bla



BLANC



GRIS




ANTHRACITE



TAUPE


TRAMA PRESTIGE **BLANC**



PSG071/2 ■ Prestige Trama Blanc
60x120 cm Rett. 24"x48" Rect.

2 

TRAMA PRESTIGE **GRIS**



PSG072/2 ■ Prestige Trama Gris
60x120 cm Rett. 24"x48" Rect.

2 

TRAMA PRESTIGE **ANTHRACITE**



PSG074/2 ■ Prestige Trama Anthracite
60x120 cm Rett. 24"x48" Rect.

2 

TRAMA PRESTIGE **TAUPE**



PSG073/2 ■ Prestige Trama Taupe
60x120 cm Rett. 24"x48" Rect.

2 





PRESTIGE BLANC / PRESTIGE TRAMA BLANC / PRESTIGE ANTHRACITE


PESI E MISURE WEIGHT AND SIZES / POIDS ET MESURES / GEWICHTE UND VERPACKUNGEN							
dimensioni sizes dimensions abmessungen	spessore thickness épaisseur stärke	pz/collo pcs/box pc/boite stk/ktn	mq/collo sqm/box m/boite qm/ktn	kg/collo kg/box kg/boite kg/ktn	colli/europal box/europal boites/europal ktn/europal	mq/europal sqm/europal m/europal qm/europal	kg/europal kg/europal kg/europal kg/europal
60x120 RTT	9,5 mm	2	1,44	30,50	35	50,40	1095



EXTRA GREY / EXTRA TAPPETO GREY

TAPPETO EXTRA

Gres porcellanato impasto colorato
Colored body porcelain stoneware



RETTIFICATO RECTIFIED
60x120 24"x48"

NOTE NOTES

Realizzato su struttura grafica della serie Extra. pag. 86
Based on the graphic structure of the collection Extra pag. 86.

I colori e le caratteristiche estetiche dei materiali illustrati nel presente catalogo sono da ritenersi puramente indicativi. Colours and optical features of the materials illustrated in this catalogue are to be regarded as mere indications.



Conforme According to
UNI EN 14411 - G Bla



WHITE



GREY




FUMÈ




BEIGE

TAPPETO EXTRA **WHITE**



EX6013/2 ■ Tappeto Extra White
60x120 cm Rett. 24"x48" Rect.
2

TAPPETO EXTRA **GREY**



EX6011/2 ■ Tappeto Extra Grey
60x120 cm Rett. 24"x48" Rect.
2

TAPPETO EXTRA **FUMÈ**



EX6012/2 ■ Tappeto Extra Fumè
60x120 cm Rett. 24"x48" Rect.
2

TAPPETO EXTRA **BEIGE**



EX6010/2 ■ Tappeto Extra Beige
60x120 cm Rett. 24"x48" Rect.
2






EXTRA WHITE / EXTRA TAPPETO WHITE / EXTRA MOSAICO WHITE

PESI E MISURE WEIGHT AND SIZES / POIDS ET MESURES / GEWICHTE UND VERPACKUNGEN									
dimensioni sizes dimensions abmessungen	spessore thickness épaisseur stärke	pz/collo pcs/box pc/boite stk/ktn	mq/collo sqm/box m/boite qm/ktn	kg/collo kg/box kg/boite kg/ktn	colli/europal box/europal boites/europal ktn/europal	mq/europal sqm/europal m/europal qm/europal	kg/europal kg/europal kg/europal kg/europal		
60x120 RTT	9,5 mm	2	1,44	30,50	35	50,40	1095		

FORMATI SIZES



60x120 cm
24"x48"
RETTIFICATO
RECTIFIED

QUEEN STONE P.42
MINIMAL P.48
FUSION P.56
PRESTIGE P.66
EXTRA P.86
REPLAY P.94
ASPEN P.100
MYTHOS P.108



60x60 cm
24"x24"
RETTIFICATO
RECTIFIED

QUEEN STONE P.42
MINIMAL P.48
FUSION P.56
PRESTIGE P.66
GIGA P.74
EMOTION P.80
EXTRA P.86
REPLAY P.94
ASPEN P.100
MYTHOS P.108
EVOQ P.114



30x60 cm
12"x24"
RETTIFICATO
RECTIFIED

QUEEN STONE P.42
MINIMAL P.48
FUSION P.56
PRESTIGE P.66
EXTRA P.86
REPLAY P.94
MYTHOS P.108
EVOQ P.114



81x81 cm
32"x32"
RETTIFICATO
RECTIFIED

MINIMAL P.42
FUSION P.56
PRESTIGE P.66
EMOTION P.80
EXTRA P.86
REPLAY P.94
MYTHOS P.108
EVOQ P.114



31x62 cm
12"x24"
NATURALE
NATURAL

EXTRA P.86
ASPEN P.100

CEMENTO/PIETRA

GRES PORCELLANATO PORCELAIN STONEWARE


ASPEN BIANCO P.102	MYTHOS IVORY P.110	EVOQ BIANCO P.116	FUSION BIANCO P.58	FUSION RASO ANTICO P.61	GIGA CREAM P.76	QUEEN STONE AVORIO P.44
EXTRA BEIGE P.89	ASPEN BEIGE P.104	MYTHOS ÉCRU P.111	REPLAY SAND P.97	GIGA LAND P.76	PRESTIGE TAUPE P.69	EXTRA GREY P.88
EMOTION TAUPE P.89	FUSION TORTORA P.58	EVOQ AVORIO P.117	QUEEN STONE SABBIA P.44	EXTRA FUMÉ P.89	MINIMAL CARAMEL P.50	FUSION BRONZO RUGGINE P.61
EXTRA WHITE P.88	REPLAY WHITE P.96	MINIMAL PLATINUM P.50	PRESTIGE BLANC P.68	EMOTION BLANC P.82	MYTHOS STEEL P.110	FUSION VERDE SALVIA P.60
REPLAY CRETE P.96	MINIMAL SILVER P.51	EVOQ POLVERE P.116	GIGA IRON P.77	QUEEN STONE ACCIAIO P.45	ASPEN GRIGIO P.102	FUSION AZZURRO ANTICO P.60
FUSION GRIGIO P.59	PRESTIGE GRIS P.68	EMOTION GRIS P.82	MYTHOS PLOMB P.111	REPLAY SMOKE P.97	ASPEN FUMÉ P.103	GIGA DUSK P.77
EVOQ NERO P.117	MINIMAL TITANIUM P.51	PRESTIGE ANTHRACITE P.69	EMOTION ANTHRACITE P.89	ASPEN ANTHRACITE P.103	FUSION ANTHRACITE P.59	




DECORO QUEEN STONE VICTORIA / QUEEN STONE SABBIA

QUEEN STONE


Gres porcellanato impasto colorato
Colored body porcelain stoneware



RETTIFICATO RECTIFIED
60x120 24"x48"



RETTIFICATO RECTIFIED
60x60 24"x24"



RETTIFICATO RECTIFIED
30x60 12"x24"

NOTE NOTES

I colori e le caratteristiche estetiche dei materiali illustrati nel presente catalogo sono da ritenersi puramente indicativi. Colours and optical features of the materials illustrated in this catalogue are to be regarded as mere indications.



Conforme According to
UNI EN 14411 - G Bla



AVORIO



SABBIA



ACCIAIO

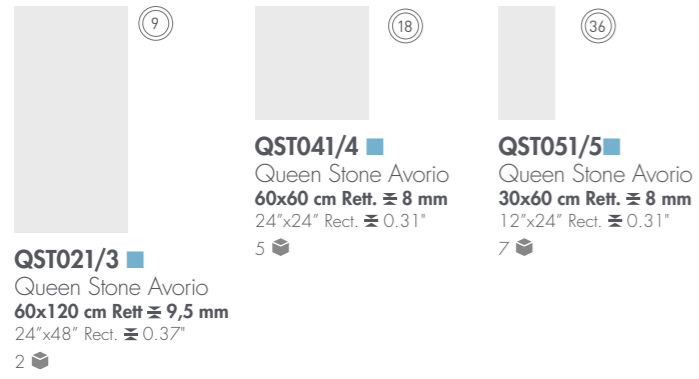


QUEEN ELISABETH

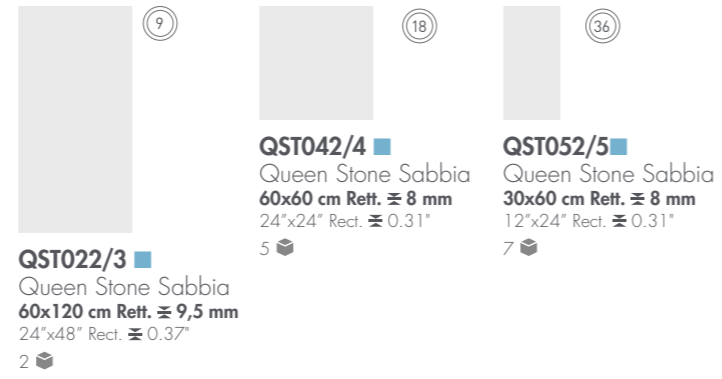


QUEEN VICTORIA

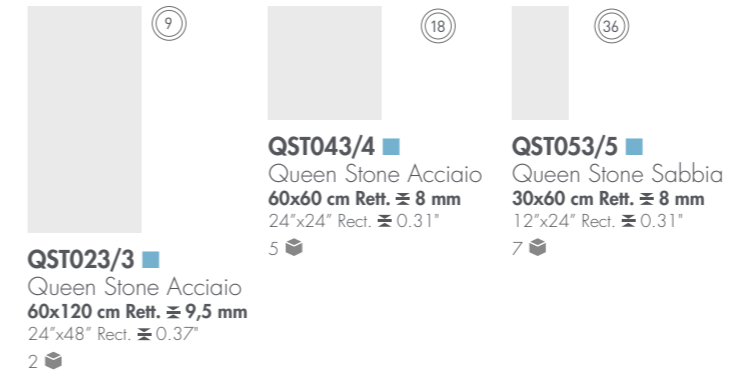
QUEEN STONE AVORIO



QUEEN STONE SABBIA



QUEEN STONE ACCIAIO



QUEEN ELISABETH



④

QST040/1 ■
Decoro Queen Stone Elisabeth
60x120 cm Rett. \approx 9,5 mm
24"x48" Rect. \approx 0.37"
2



QUEEN VICTORIA



⑥

QST050/1 ■
Decoro Queen Stone Victoria
60x120 cm Rett. \approx 9,5 mm
24"x48" Rect. \approx 0.37"
2



QUEEN STONE

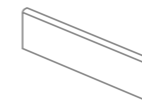


DECORO QUEEN STONE ELISABETH / QUEEN STONE SABBIA

NOTE NOTES

La ripresa grafica tra le diverse lastre di decori può avere una tolleranza contenuta in 3mm. I decori Elisabeth e Victoria sono soggetti misti e sono inscatolati in modo casuale. The tile graphic between the different slabs of decors could have a tolerance included in 3 mm. Elisabeth and Victoria decorations are mixed subjects and are randomly packed.

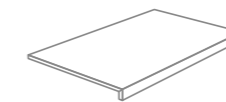
pezzi speciali special pieces



Battiscopa 7,2x60 RTT

20

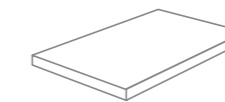
QST031/6 ■ Queen Stone Avorio
QST032/6 ■ Queen Stone Sabbia
QST033/6 ■ Queen Stone Acciaio



Gradino Elle Costa Retta

1

30x60x5 cm / 7 ■
30x120x5 cm / 8 ■



Gradino Angolare Elle Costa Retta DX/SX

1

30x60x5 cm / 9 ■
30x120x5 cm / 10 ■

PESI E MISURE WEIGHT AND SIZES / POIDS ET MESURES / GEWICHTE UND VERPACKUNGEN


dimensioni sizes dimensions abmessungen	spessore thickness épaisseur stärke	pz/collo pcs/box pc/boite stk/ktn	mq/collo sqm/box m/boite qm/ktn	kg/collo kg/box kg/boite kg/ktn	colli/europal box/europal boites/europal ktn/europal	mq/europal sqm/europal m/europal qm/europal	kg/europal kg/europal kg/europal kg/europal
30x60 RTT	8 mm	10	1,80	28,75	32	57,60	940
60x60 RTT	8 mm	5	1,80	28,75	32	57,60	940
60x120 RTT	9,5 mm	2	1,44	30,50	35	50,40	1095
Battiscopa 7,2x60	9,5 mm	20	12 ml/collo	16,45			




OMBRE / CORNICE / SILVER

MINIMAL


Gres porcellanato impasto colorato
Colored body porcelain stoneware




RETTIFICATO RECTIFIED
60x120 24"x48"



RETTIFICATO RECTIFIED
81x81 32"x32"



RETTIFICATO RECTIFIED
60x60 24"x24"



RETTIFICATO RECTIFIED
30x60 12"x24"

NOTE NOTES

I colori e le caratteristiche estetiche dei materiali illustrati nel presente catalogo sono da ritenersi puramente indicativi. Colours and optical features of the materials illustrated in this catalogue are to be regarded as mere indications.



Conforme According to
UNI EN 14411 - G Bla



PLATINUM



SILVER



CARAMEL



TITANIUM











OMBRE











MULTICOLOR

MINIMAL PLATINUM

			
MNL031/3 ■ Minimal Platinum 60x120 cm Rett. 24"x48" Rect. 2 	MNL021/3 ■ Minimal Platinum 81x81 cm Rett. 32"x32" Rect. 3 	MNL011/4 ■ Minimal Platinum 60x60 cm Rett. 24"x24" Rect. 5 	MNL001/5 ■ Minimal Platinum 30x60 cm Rett. 12"x24" Rect. 7 











MINIMAL CARAMEL

			
MNL033/3 ■ Minimal Caramel 60x120 cm Rett. 24"x48" Rect. 2 	MNL023/3 ■ Minimal Caramel 81x81 cm Rett. 32"x32" Rect. 3 	MNL013/4 ■ Minimal Caramel 60x60 cm Rett. 24"x24" Rect. 5 	MNL003/5 ■ Minimal Caramel 30x60 cm Rett. 12"x24" Rect. 7 












MINIMAL SILVER

			
MNL032/3 ■ Minimal Silver 60x120 cm Rett. 24"x48" Rect. 2 	MNL022/3 ■ Minimal Silver 81x81 cm Rett. 32"x32" Rect. 3 	MNL012/4 ■ Minimal Silver 60x60 cm Rett. 24"x24" Rect. 5 	MNL002/5 ■ Minimal Silver 30x60 cm Rett. 12"x24" Rect. 7 




MINIMAL TITANIUM

			
MNL034/3 ■ Minimal Titanium 60x120 cm Rett. 24"x48" Rect. 2 	MNL024/3 ■ Minimal Titanium 81x81 cm Rett. 32"x32" Rect. 3 	MNL014/4 ■ Minimal Titanium 60x60 cm Rett. 24"x24" Rect. 5 	MNL004/5 ■ Minimal Titanium 30x60 cm Rett. 12"x24" Rect. 7 



MINIMAL CORNICE



MNL101/2 ■
Minimal Cornice
60x120 cm Rett.
24"x48" Rect.
2



MINIMAL



CORNICE / PLATINUM / MULTICOLOR

MINIMAL OMBRE



④

MNL103/1 ■
Decoro Ombre
60x120 cm Rett.
24"x48" Rect.
2



MINIMAL MULTICOLOR



④

MNL102/1 ■
Decoro Multicolor
60x120 cm Rett.
24"x48" Rect.
2



MINIMAL

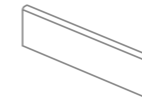


MULTICOLOR / CAMEL

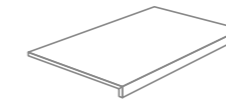
NOTE NOTES

La ripresa grafica tra le diverse lastre di decori può avere una tolleranza contenuta in 3mm. I decori Ombre e Multicolor sono soggetti misti e sono inscatolati in modo casuale. The tile graphic between the different slabs of decors could have a tolerance included in 3 mm. Ombre and Multicolor decorations are mixed subjects and are randomly packed.

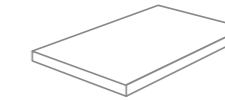
pezzi speciali special pieces



Battiscopa 7,2x60 RTT
20
MNL041/6 ■ Minimal Platinum
MNL043/6 ■ Minimal Caramel
MNL042/6 ■ Minimal Silver
MNL044/6 ■ Minimal Titanium



Gradino Elle Costa Retta
1
30x60x5 cm / 7 ■
30x120x5 cm / 8 ■



Gradino Angolare Elle Costa Retta DX/SX
1
30x60x5 cm / 9 ■
30x120x5 cm / 10 ■


PESI E MISURE WEIGHT AND SIZES / POIDS ET MESURES / GEWICHTE UND VERPACKUNGEN							
dimensioni sizes dimensions abmessungen	spessore thickness épaisseur stärke	pz/collo pcs/box pc/boite stk/ ktn	mq/collo sqm/box m/boite qm/ktn	kg/collo kg/box kg/boite kg/ktn	colli/europal box/europal boîtes/europal ktn/europal	mq/europal sqm/europal m/europal qm/europal	kg/europal kg/europal kg/europal kg/europal
30x60 RTT	9,5 mm	7	1,26	22,33	60	75,60	1360
60x60 RTT	9,5 mm	5	1,80	33,33	24	43,20	820
81x81 RTT	9,5 mm	3	1,97	40,71	32	63,04	1320
60x120 RTT	9,5 mm	2	1,44	30,50	35	50,40	1095
Battiscopa 7,2x60	9,5 mm	20	12 ml/collo	16,45			




RASO ANTICO

FUSION


Gres porcellanato
Porcelain stoneware




RETTIFICATO RECTIFIED
60x120 24"x48"



RETTIFICATO RECTIFIED
81x81 32"x32"



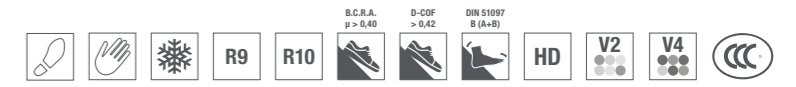
RETTIFICATO RECTIFIED
60x60 24"x24"




RETTIFICATO RECTIFIED
30x60 12"x24"

NOTE NOTES

I colori e le caratteristiche estetiche dei materiali illustrati nel presente catalogo sono da ritenersi puramente indicativi. Colours and optical features of the materials illustrated in this catalogue are to be regarded as mere indications.



Conforme According to
UNI EN 14411 - G Bla



BIANCO



TORTORA



GRIGIO



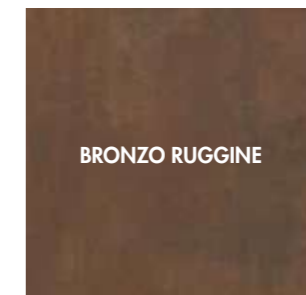
ANTRACITE



AZZURRO ANTICO



VERDE SALVIA



BRONZO RUGGINE



RASO ANTICO











RUGIADA



TENTAZIONI











FUSION BIANCO

			
FSN031/3 ■ Fusion Bianco 60x120 cm Rett. 24"x48" Rect. 2 	FSN021/3 ■ Fusion Bianco 81x81 cm Rett. 32"x32" Rect. 3 	FSN011/4 ■ Fusion Bianco 60x60 cm Rett. 24"x24" Rect. 5 	FSN001/5 ■ Fusion Bianco 30x60 cm Rett. 12"x24" Rect. 7 











FUSION TORTORA

			
FSN034/3 ■ Fusion Tortora 60x120 cm Rett. 24"x48" Rect. 2 	FSN024/3 ■ Fusion Tortora 81x81 cm Rett. 32"x32" Rect. 3 	FSN014/4 ■ Fusion Tortora 60x60 cm Rett. 24"x24" Rect. 5 	FSN004/5 ■ Fusion Tortora 30x60 cm Rett. 12"x24" Rect. 7 












FUSION GRIGIO

			
FSN032/3 ■ Fusion Grigio 60x120 cm Rett. 24"x48" Rect. 2 	FSN022/3 ■ Fusion Grigio 81x81 cm Rett. 32"x32" Rect. 3 	FSN012/4 ■ Fusion Grigio 60x60 cm Rett. 24"x24" Rect. 5 	FSN002/5 ■ Fusion Grigio 30x60 cm Rett. 12"x24" Rect. 7 




FUSION ANTRACITE

			
FSN033/3 ■ Fusion Antracite 60x120 cm Rett. 24"x48" Rect. 2 	FSN023/3 ■ Fusion Antracite 81x81 cm Rett. 32"x32" Rect. 3 	FSN013/4 ■ Fusion Antracite 60x60 cm Rett. 24"x24" Rect. 5 	FSN003/5 ■ Fusion Antracite 30x60 cm Rett. 12"x24" Rect. 7 




FUSION VERDE SALVIA



8

FSN050/2 ■
Fusion Verde Salvia
60x120 cm Rett.
24"x48" Rect.
2 📦



9

FSN015/11 ■
Fusion Verde Salvia
60x60 cm Rett.
24"x24" Rect.
5 📦




18

FSN005/12 ■
Fusion Verde Salvia
30x60 cm Rett.
12"x24" Rect.
7 📦




FUSION AZZURRO ANTICO



8

FSN060/2 ■
Fusion Azzurro Antico
60x120 cm Rett.
24"x48" Rect.
2 📦



9

FSN016/11 ■
Fusion Azzurro Antico
60x60 cm Rett.
24"x24" Rect.
5 📦



18

FSN006/12 ■
Fusion Azzurro Antico
30x60 cm Rett.
12"x24" Rect.
7 📦



FUSION BRONZO RUGGINE



8

FSN080/2 ■
Fusion Bronzo Ruggine
60x120 cm Rett.
24"x48" Rect.
2 📦



FUSION RASO ANTICO




8

FSN090/2 ■
Fusion Raso Antico
60x120 cm Rett.
24"x48" Rect.
2 📦




FUSION BOISERIE



FSN070/2 ■
Fusion Boiserie
60x120 cm Rett.
24"x48" Rect.
2

FUSION BIJOUX



FSB100/11 ■
Bijoux di Fusion
60x60 cm Rett.
24"x24" Rect.
5



FSB200/18 ■
Bijoux di Fusion
20x20 cm Rett.
8"x8" Rect.
25



FUSION



TORTORA / BIJOUX



BRONZO RUGGINE / VISION CALACATTA BROWN

CARTA DA PARATI **TENTAZIONI**



RPL138/1 ■
Decoro Tentazioni
60x120 cm Rett. R9
24"x48" Rect.
2



CARTA DA PARATI **RUGIADA**



RPL139/1 ■
Decoro Rugiada
60x120 cm Rett. R9
24"x48" Rect.
2



FUSION

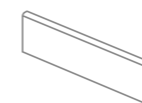


RUGIADA / BOISERIE / BIANCO

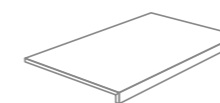
NOTE NOTES

La ripresa grafica tra le diverse lastre di decori può avere una tolleranza contenuta in 3mm. I decori Tentazioni e Rugiada sono soggetti misti e sono inscatolati in modo casuale. The tile graphic between the different slabs of decors could have a tolerance included in 3 mm. Tentazioni and Rugiada decorations are mixed subjects and are randomly packed.

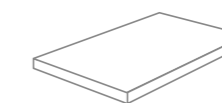
pezzi speciali special pieces



Battiscopa 7,2x60 RTT
20
FSN041/6 ■ Fusion Bianco
FSN044/6 ■ Fusion Tortora
FSN042/6 ■ Fusion Grigio
FSN043/6 ■ Fusion Antracite



Gradino Elle Costa Retta
1
30x60x5 cm / 7 ■
30x120x5 cm / 8 ■



Gradino Angolare Elle Costa Retta DX/SX
1
30x60x5 cm / 9 ■
30x120x5 cm / 10 ■

PESI E MISURE WEIGHT AND SIZES / POIDS ET MESURES / GEWICHTE UND VERPACKUNGEN


dimensioni sizes dimensions abmessungen	spessore thickness épaisseur stärke	pz/collo pcs/box pc/boite stk./ktn	mq/collo sqm/box m/boite qm/ktn	kg/collo kg/box kg/boite kg/ktn	colli/europal box/europal boites/europal ktn/europal	mq/europal sqm/europal m/europal qm/europal	kg/europal kg/europal kg/europal kg/europal
20x20 RTT	9,5 mm	25	1,00	18,60	68	68,00	1265
30x60 RTT	9,5 mm	7	1,26	22,33	60	75,60	1360
60x60 RTT	9,5 mm	5	1,80	33,33	24	43,20	820
81x81 RTT	9,5 mm	3	1,97	40,71	32	63,04	1320
60x120 RTT	9,5 mm	2	1,44	30,50	35	50,40	1095
Battiscopa 7,2x60	9,5 mm	20	12 ml/collo	16,45			




PRESTIGE BLANC / COMFORT ZERO 10 BIANCO / BRICKONE BIANCO MANHATTAN

PRESTIGE


Gres porcellanato
Porcelain stoneware




RETTIFICATO RECTIFIED
60x120 24"x48"



RETTIFICATO RECTIFIED
81x81 32"x32"



RETTIFICATO RECTIFIED
60x60 24"x24"



RETTIFICATO RECTIFIED
30x60 12"x24"

NOTE NOTES

I colori e le caratteristiche estetiche dei materiali illustrati nel presente catalogo sono da ritenersi puramente indicativi. Colours and optical features of the materials illustrated in this catalogue are to be regarded as mere indications.



Conforme According to
UNI EN 14411 - G Bla



BLANC



GRIS




ANTHRACITE



TAUPE

Per la Collezione Prestige è disponibile la Carta da Parati 60x120 Trama Prestige a pag. 28. For the Prestige Collection is available the Carta da Parati 60x120 Trama Prestige at pag. 28.

PRESTIGE BLANC



PSG041/3 ■
Prestige Blanc
60x120 cm Rett.
24"x48" Rect.
2 📦

PSG051A/3 ■
Prestige Blanc
81x81 cm Rett.
32"x32" Rect.
3 📦

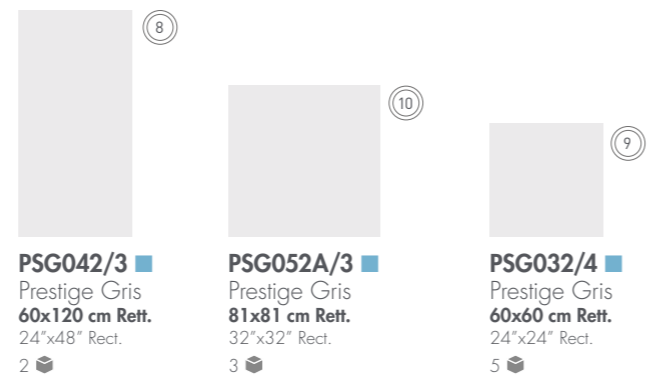
PSG031/4 ■
Prestige Blanc
60x60 cm Rett.
24"x24" Rect.
5 📦



PSG011/5 ■
Prestige Blanc
30x60 cm Rett.
12"x24" Rect.
7 📦

PSG081/14 ■
Prestige Blanc
30x30 cm
12"x12"
12 📦

PRESTIGE GRIS



PSG042/3 ■
Prestige Gris
60x120 cm Rett.
24"x48" Rect.
2 📦

PSG052A/3 ■
Prestige Gris
81x81 cm Rett.
32"x32" Rect.
3 📦


PSG032/4 ■
Prestige Gris
60x60 cm Rett.
24"x24" Rect.
5 📦



PSG012/5 ■
Prestige Gris
30x60 cm Rett.
12"x24" Rect.
7 📦

PSG082/14 ■
Prestige Gris
30x30 cm
12"x12"
12 📦

PRESTIGE ANTHRACITE



PSG044/3 ■
Prestige Anthracite
60x120 cm Rett.
24"x48" Rect.
2 📦

PSG054A/3 ■
Prestige Anthracite
81x81 cm Rett.
32"x32" Rect.
3 📦


PSG034/4 ■
Prestige Anthracite
60x60 cm Rett.
24"x24" Rect.
5 📦



PSG014/5 ■
Prestige Anthracite
30x60 cm Rett.
12"x24" Rect.
7 📦

PSG084/14 ■
Prestige Anthracite
30x30 cm
12"x12"
12 📦

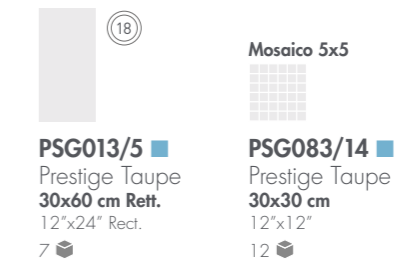
PRESTIGE TAUPE



PSG043/3 ■
Prestige Taupe
60x120 cm Rett.
24"x48" Rect.
2 📦

PSG053A/3 ■
Prestige Taupe
81x81 cm Rett.
32"x32" Rect.
3 📦

PSG033/4 ■
Prestige Taupe
60x60 cm Rett.
24"x24" Rect.
5 📦



PSG013/5 ■
Prestige Taupe
30x60 cm Rett.
12"x24" Rect.
7 📦

PSG083/14 ■
Prestige Taupe
30x30 cm
12"x12"
12 📦



PRESTIGE PENNELLATO



PSG200/5 ■
Prestige Pennellato
30x60 cm Rett.
12"x24" Rect.
7



PRESTIGE



PRESTIGE GRIS / PRESTIGE BLANC / PRESTIGE PENNELLATO



PRESTIGE ANTHRACITE

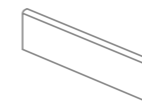


PRESTIGE GRIS / PRESTIGE TRAMA GRIS



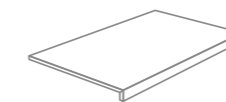
PRESTIGE TAUPE

pezzi speciali special pieces



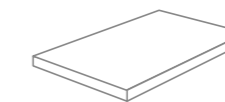
Battiscopa 7,2x60 Naturale

20
 EMT101/6 ■ Emotion Blanc
 EMT102/6 ■ Emotion Gris
 EMT104/6 ■ Emotion Anthracite
 EMT103/6 ■ Emotion Taupe



Gradino Elle Costa Retta

1
 30x60x5 cm / 7 ■
 30x120x5 cm / 8 ■



Gradino Angolare Elle Costa Retta DX/SX

1
 30x60x5 cm / 9 ■
 30x120x5 cm / 10 ■

PESI E MISURE WEIGHT AND SIZES / POIDS ET MESURES / GEWICHTE UND VERPACKUNGEN


dimensioni sizes dimensions abmessungen	spessore thickness épaisseur stärke	pz/collo pcs/box pc/boite stk/ktn	mq/collo sqm/box m/boite qm/ktn	kg/collo kg/box kg/boite kg/ktn	colli/europal box/europal boites/europal ktn/europal	mq/europal sqm/europal m/europal qm/europal	kg/europal kg/europal kg/europal kg/europal
30x60 RTT	9,5 mm	7	1,26	22,33	60	75,60	1360
60x60 RTT	9,5 mm	5	1,80	33,33	24	43,20	820
81x81 RTT	9,5 mm	3	1,97	40,71	32	63,04	1320
60x120 RTT	9,5 mm	2	1,44	30,50	35	50,40	1095
Mosaico 30x30	9,5 mm	12	1,08	20,00			
Battiscopa 7,2x60	9,5 mm	20	12 ml/collo	16,45			



GIGA CREAM

GIGA

Gres porcellanato
Porcelain stoneware



RETTIFICATO RECTIFIED
60x60 24"x24"

NOTE NOTES

I colori e le caratteristiche estetiche dei materiali illustrati nel presente catalogo sono da ritenersi puramente indicativi. Colours and optical features of the materials illustrated in this catalogue are to be regarded as mere indications.




Conforme According to
UNI EN 14411 - G Bla



CEMENTO/PIETRA

GIGA CREAM



GIG001A/16 ■
Giga Cream
60x60 cm Rett.
24"x24" Rect.
4 📦

GIGA LAND



GIG004A/16 ■
Giga Land
60x60 cm Rett.
24"x24" Rect.
4 📦

GIGA IRON






GIG002A/16 ■
Giga Iron
60x60 cm Rett.
24"x24" Rect.
4 📦

GIGA DUSK



GIG003A/16 ■
Giga Dusk
60x60 cm Rett.
24"x24" Rect.
4 📦





GIGA IRON

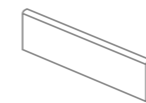


GIGA LAND



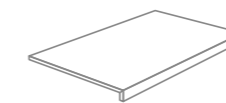
GIGA DUSK

pezzi speciali special pieces



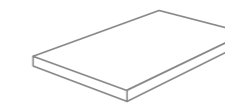
Battiscopa 7,2x60 Naturale

20
GIG101/6 ■ Giga Cream
GIG104/6 ■ Giga Land
GIG102/6 ■ Giga Iron
GIG103/6 ■ Giga Dusk



Gradino Elle Costa Retta

1
30x60x5 cm / 7 ■



Gradino Angolare Elle Costa Retta DX/SX

1
30x60x5 cm / 9 ■

PESI E MISURE WEIGHT AND SIZES / POIDS ET MESURES / GEWICHTE UND VERPACKUNGEN


dimensioni sizes dimensions abmessungen	spessore thickness épaisseur stärke	pz/collo pcs/box pc/boite stk/ktn	mq/collo sqm/box m/boite qm/ktn	kg/collo kg/box kg/boite kg/ktn	colli/europal box/europal boites/europal ktn/europal	mq/europal sqm/europal m/europal qm/europal	kg/europal kg/europal kg/europal kg/europal
60x60 RTT	9,5 mm	4	1,44	16,72	32	46,08	880
Battiscopa 7,2x60	9,5 mm	20	12 ml/collo	16,45			




EMOTION ANTHRACITE

EMOTION

Gres porcellanato
Porcelain stoneware



RETTIFICATO RECTIFIED
81x81 32"x32"



RETTIFICATO RECTIFIED
60x60 24"x24"

NOTE NOTES

Per la Collezione Emotion sono disponibili i formati da esterno vedi pag. 172.
For the Emotion Collection is available the outdoor sizes see the pag. 172.

I colori e le caratteristiche estetiche dei materiali illustrati nel presente catalogo sono da ritenersi puramente indicativi. Colours and optical features of the materials illustrated in this catalogue are to be regarded as mere indications.



Conforme According to
UNI EN 14411 - G Bla



BLANC



GRIS




ANTHRACITE




TAUPE

EMOTION BLANC



EMT051/3 ■
Emotion Blanc
81x81 cm Rect.
32"x32" Rect.
3




EMT011/16 ■
Emotion Blanc
60x60 cm Rect. ± 9,5mm
24"x24" Rect. ± 0.37"



EMT071/17 ■
Emotion Blanc
60x60 cm Rect. ± 8mm
24"x24" Rect. ± 0.31"


EMOTION GRIS



EMT052/3 ■
Emotion Gris
81x81 cm Rect.
32"x32" Rect.
3




EMT012/16 ■
Emotion Gris
60x60 cm Rect. ± 9,5mm
24"x24" Rect. ± 0.37"




EMT072/17 ■
Emotion Gris
60x60 cm Rect. ± 8mm
24"x24" Rect. ± 0.31"


EMOTION ANTHRACITE



EMT054/3 ■
Emotion Anthracite
81x81 cm Rect.
32"x32" Rect.
3




EMT014/16 ■
Emotion Anthracite
60x60 cm Rect. ± 9,5mm
24"x24" Rect. ± 0.37"




EMT074/17 ■
Emotion Anthracite
60x60 cm Rect. ± 8mm
24"x24" Rect. ± 0.31"


EMOTION TAUPE



EMT053/3 ■
Emotion Taupe
81x81 cm Rect.
32"x32" Rect.
3



EMT013/16 ■
Emotion Taupe
60x60 cm Rect. ± 9,5mm
24"x24" Rect. ± 0.37"



EMT073/17 ■
Emotion Taupe
60x60 cm Rect. ± 8mm
24"x24" Rect. ± 0.31"



EMOTION



EMOTION GRIS

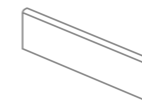
EMOTION



EMOTION TAUPE

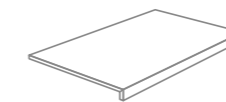
CEMENTO/PIETRA

pezzi speciali special pieces



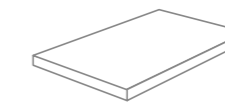
Battiscopa 7,2x60 Naturale

20
 EMT101/6 Emotion Blanc
 EMT102/6 Emotion Gris
 EMT104/6 Emotion Anthracite
 EMT103/6 Emotion Taupe



Gradino Elle Costa Retta

1
 30x60x5 cm /7



Gradino Angolare Elle Costa Retta DX/SX

1
 30x60x5 cm /9

PESI E MISURE WEIGHT AND SIZES / POIDS ET MESURES / GEWICHTE UND VERPACKUNGEN


dimensioni sizes dimensions abmessungen	spessore thickness épaisseur stärke	pz/collo pcs/box pc/boite stk/ktn	mq/collo sqm/box m/boite qm/ktn	kg/collo kg/box kg/boite kg/ktn	colli/europal box/europal boites/europal ktn/europal	mq/europal sqm/europal m/europal qm/europal	kg/europal kg/europal kg/europal kg/europal
60x60 RTT	9,5 mm	5	1,80	33,33	24	43,20	820
60x60 RTT	8 mm	5	1,80	28,75	32	57,60	940
81x81 RTT	9,5 mm	3	1,97	40,71	32	63,04	1310
Battiscopa 7,2x60	9,5 mm	20	12 ml/collo	16,45			




EXTRA BEIGE

EXTRA


Gres porcellanato impasto colorato | * Gres porcellanato
Colored body porcelain stoneware | * Porcelain stoneware




RETTIFICATO RECTIFIED
60x120 24"x48"



RETTIFICATO RECTIFIED
81x81 32"x32"



RETTIFICATO RECTIFIED
60x60 24"x24"



NATURALE NATURAL *
31x62 12"x24"
RETTIFICATO RECTIFIED
30x60 12"x24"

NOTE NOTES

I colori e le caratteristiche estetiche dei materiali illustrati nel presente catalogo sono da ritenersi puramente indicativi. Colours and optical features of the materials illustrated in this catalogue are to be regarded as mere indications.









Conforme According to
UNI EN 14411 - G Bla









Per la Collezione Extra è disponibile la Carta da Parati 60x120 Tappeto Extra a pag. 34. For the Extra Collection is available the Carta da Parati 60x120 Tappeto Extra at pag. 34.

EXTRA WHITE

 ⑥	 ⑥	 ⑫
EX1101/3 ■ Extra White 60x120 cm Rett. 24"x48" Rect. 2 📦	EX8052A/3 ■ Extra White 81x81 cm Rett. 32"x32" Rect. 3 📦	EX2003/4 ■ Extra White 60x60 cm Rett. 24"x24" Rect. 5 📦
 ⑳	 ⑳	 Mosaico 5x5
EX4003/5 ■ Extra White 30x60 cm Rett. 12"x24" Rect. 7 📦	EX3003/4 ■ Extra White 31x62 cm 12"x24" 7 📦	EX7003/14 ■ Extra White 30x30 cm 12"x12" 12 📦







EXTRA GREY



 ⑥	 ⑥	 ⑫
EX1103/3 ■ Extra Grey 60x120 cm Rett. 24"x48" Rect. 2 📦	EX8053A/3 ■ Extra Grey 81x81 cm Rett. 32"x32" Rect. 3 📦	EX2001/4 ■ Extra Grey 60x60 cm Rett. 24"x24" Rect. 5 📦
 ⑳	 ⑳	 Mosaico 5x5
EX4001/5 ■ Extra Grey 30x60 cm Rett. 12"x24" Rect. 7 📦	EX3001/4 ■ Extra Grey 31x62 cm 12"x24" 7 📦	EX7001/14 ■ Extra Grey 30x30 cm 12"x12" 12 📦

EXTRA FUMÈ

 ⑥	 ⑥	 ⑫
EX1102/3 ■ Extra Fumè 60x120 cm Rett. 24"x48" Rect. 2 📦	EX8050A/3 ■ Extra Fumè 81x81 cm Rett. 32"x32" Rect. 3 📦	EX2002/4 ■ Extra Fumè 60x60 cm Rett. 24"x24" Rect. 5 📦
 ⑳	 ⑳	 Mosaico 5x5
EX4002/5 ■ Extra Fumè 30x60 cm Rett. 12"x24" Rect. 7 📦	EX3002/4 ■ Extra Fumè 31x62 cm 12"x24" 7 📦	EX7002/14 ■ Extra Fumè 30x30 cm 12"x12" 12 📦

EXTRA BEIGE

 ⑥	 ⑥	 ⑫
EX1100/3 ■ Extra Beige 60x120 cm Rett. 24"x48" Rect. 2 📦	EX8051A/3 ■ Extra Beige 81x81 cm Rett. 32"x32" Rect. 3 📦	EX2000/4 ■ Extra Beige 60x60 cm Rett. 24"x24" Rect. 5 📦
 ⑳	 ⑳	 Mosaico 5x5
EX4000/5 ■ Extra Beige 30x60 cm Rett. 12"x24" Rect. 7 📦	EX3000/4 ■ Extra Beige 31x62 cm 12"x24" 7 📦	EX7000/14 ■ Extra Beige 30x30 cm 12"x12" 12 📦



EXTRA FORMELLE



(21)

EX4014/5 ■
Extra Formelle White
(misto 21 pz)
30x60 cm Rett.
12"x24" Rect.
7



(21)


EX4004/4 ■
Extra Formelle White
(misto 21 pz)
31x62 cm
12"x24"
7



V4

NOTE NOTES
Immagine del pannello
solamente indicativa. I
decori sono imballati misti
nelle scatole ed è possibile
la ripetizione di più sog-
getti nella stessa scatola.
Above combination is
indicative. Decorations
are packed on a random
basis and it is possible the
replication of some decors
into the same box.

EXTRA



EXTRA FORMELLE WHITE / EXTRA FUMÈ

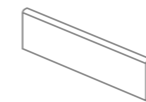


EXTRA FUMÈ



EXTRA WHITE

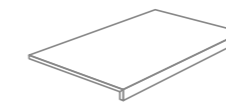
pezzi speciali special pieces



Battiscopa 7,2x62 Naturale

20

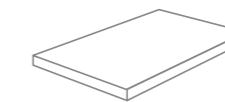
- EX9003/6 ■ Extra White
- EX9001/6 ■ Extra Grey
- EX9002/6 ■ Extra Fumè
- EX9000/6 ■ Extra Beige



Gradino Elle Costa Retta

1

- 30x60x5 cm / 7 ■
- 30x120x5 cm / 8 ■



Gradino Angolare Elle Costa Retta DX/SX

1

- 30x60x5 cm / 9 ■
- 30x120x5 cm / 10 ■


PESI E MISURE WEIGHT AND SIZES / POIDS ET MESURES / GEWICHTE UND VERPACKUNGEN							
dimensioni sizes dimensions abmessungen	spessore thickness épaisseur stärke	pz/collo pcs/box pc/boite stk/ktn	mq/collo sqm/box m/boite qm/ktn	kg/collo kg/box kg/boite kg/ktn	colli/europal box/europal boites/europal ktn/europal	mq/europal sqm/europal m/europal qm/europal	kg/europal kg/europal kg/europal kg/europal
31x62	9 mm	7	1,35	23,00	60	81,00	1400
30x60 RTT	9,5 mm	7	1,26	22,33	60	75,60	1360
60x60 RTT	9,5 mm	5	1,80	33,33	24	43,20	820
81x81 RTT	9,5 mm	3	1,97	40,71	32	63,04	1310
60x120 RTT	9,5 mm	2	1,44	30,50	35	50,40	1095
Mosaico 30x30	9 mm	12	1,08	20,00			
Battiscopa 7,2x62	9 mm	20	12,40 ml/collo	17,00			




REPLAY WHITE / REPLAY SAND

REPLAY


Gres porcellanato impasto colorato
Colored body porcelain stoneware




RETTIFICATO RECTIFIED
60x120 24"x48"



RETTIFICATO RECTIFIED
81x81 32"x32"



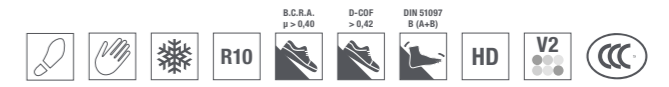
RETTIFICATO RECTIFIED
60x60 24"x24"




RETTIFICATO RECTIFIED
30x60 12"x24"

NOTE NOTES

I colori e le caratteristiche estetiche dei materiali illustrati nel presente catalogo sono da ritenersi puramente indicativi. Colours and optical features of the materials illustrated in this catalogue are to be regarded as mere indications.




Conforme According to
UNI EN 14411 - G Bla




WHITE



CRETE



SMOKE




SAND

REPLAY WHITE



RPL031/3 ■
Replay White
60x120 cm Rett.
24"x48" Rect.
2 📦

RPL021A/3 ■
Replay White
81x81 cm Rett.
32"x32" Rect.
3 📦



RPL011/4 ■
Replay White
60x60 cm Rett.
24"x24" Rect.
5 📦


RPL001/5 ■
Replay White
30x60 cm Rett.
12"x24" Rect.
7 📦

REPLAY CRETE



RPL032/3 ■
Replay Crete
60x120 cm Rett.
24"x48" Rect.
2 📦

RPL022A/3 ■
Replay Crete
81x81 cm Rett.
32"x32" Rect.
3 📦



RPL012/4 ■
Replay Crete
60x60 cm Rett.
24"x24" Rect.
5 📦


RPL002/5 ■
Replay Crete
30x60 cm Rett.
12"x24" Rect.
7 📦

REPLAY SMOKE



RPL033/3 ■
Replay Smoke
60x120 cm Rett.
24"x48" Rect.
2 📦

RPL023A/3 ■
Replay Smoke
81x81 cm Rett.
32"x32" Rect.
3 📦



RPL013/4 ■
Replay Smoke
60x60 cm Rett.
24"x24" Rect.
5 📦

RPL003/5 ■
Replay Smoke
30x60 cm Rett.
12"x24" Rect.
7 📦

REPLAY SAND




RPL034/3 ■
Replay Sand
60x120 cm Rett.
24"x48" Rect.
2 📦

RPL024A/3 ■
Replay Sand
81x81 cm Rett.
32"x32" Rect.
3 📦



RPL014/4 ■
Replay Sand
60x60 cm Rett.
24"x24" Rect.
5 📦

RPL004/5 ■
Replay Sand
30x60 cm Rett.
12"x24" Rect.
7 📦




REPLAY MOSAICO

Mosaico 5x5




RPL050/14 ■
Replay White + Sand
30x30 cm
12"x12"
12



Mosaico 5x5



RPL040/14 ■
Replay Crete + Smoke
30x30 cm
12"x12"
12



REPLAY SAND / REPLAY WHITE / REPLAY MOSAICO WHITE + SAND

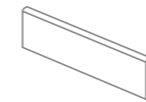
REPLAY



REPLAY SMOKE

CEMENTO/PIETRA

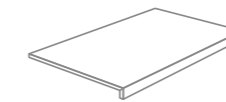
pezzi speciali special pieces



Battiscopa 7,2x60 Rett.

20

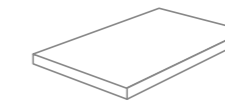
RPL041/6 ■ Replay White
RPL042/6 ■ Replay Crete
RPL043/6 ■ Replay Smoke
RPL044/6 ■ Replay Sand



Gradino Elle Costa Retta

1

30x60x5 cm / 7 ■
30x120x5 cm / 8 ■




Gradino Angolare Elle Costa Retta DX/SX

1

30x60x5 cm / 9 ■
30x120x5 cm / 10 ■

PESI E MISURE WEIGHT AND SIZES / POIDS ET MESURES / GEWICHTE UND VERPACKUNGEN


dimensioni sizes dimensions abmessungen	spessore thickness épaisseur stärke	pz/collo pcs/box pc/boite stk/ktn	mq/collo sqm/box m/boite qm/ktn	kg/collo kg/box kg/boite kg/ktn	coll/europal box/europal boites/europal ktn/europal	mq/europal sqm/europal m/europal qm/europal	kg/europal kg/europal kg/europal kg/europal
30x60 RTT	9,5 mm	7	1,26	22,33	60	75,60	1360
60x60 RTT	9,5 mm	5	1,80	33,33	24	43,20	820
81x81 RTT	9,5 mm	3	1,97	40,71	32	63,04	1310
60x120 RTT	9,5 mm	2	1,44	30,50	35	50,40	1095
Mosaico 30x30	9,5 mm	12	1,08	20,00			
Battiscopa 7,2x60	9,5 mm	20	12 ml/collo	16,45			




ASPEN ANTRACITE

ASPEN


Gres porcellanato impasto colorato | * Gres porcellanato
Colored body porcelain stoneware | * Porcelain stoneware



RETTIFICATO RECTIFIED
60x120 24"x48"



RETTIFICATO RECTIFIED
60x60 24"x24"



NATURALE NATURAL *
31x62 12"x24"
RETTIFICATO RECTIFIED
30x60 12"x24"

NOTE

Per la Collezione Aspen sono disponibili i formati da esterno vedi pag. 202.
For the Aspen Collection is available the outdoor sizes see the pag. 202.

I colori e le caratteristiche estetiche dei materiali illustrati nel presente catalogo sono da ritenersi puramente indicativi. Colours and optical features of the materials illustrated in this catalogue are to be regarded as mere indications.



Conforme According to
UNI EN 14411 - G Bla



BIANCO



GRIGIO



FUMÈ




ANTRACITE



BEIGE

CEMENTO/PIETRA

ASPEN BIANCO



003836/4 ■
Aspen Bianco
60x60 cm Rett.
24"x24" Rect.
5 📦



003526/5 ■
Aspen Bianco
30x60 cm Rett.
12"x24" Rect.
7 📦



8TB335/4 ■
Aspen Bianco
31x62 cm
12"x24"
7 📦

ASPEN GRIGIO



003938/3 ■
Aspen Grigio
60x120 cm Rett.
24"x48" Rect.
2 📦



003714/4 ■
Aspen Grigio
60x60 cm Rett.
24"x24" Rect.
5 📦



003972/5 ■
Aspen Grigio
30x60 cm Rett.
12"x24" Rect.
7 📦



8TB314/4 ■
Aspen Grigio
31x62 cm
12"x24"
7 📦

ASPEN FUMÈ



003713/4 ■
Aspen Fumè
60x60 cm Rett.
24"x24" Rect.
5 📦




003834/5 ■
Aspen Fumè
30x60 cm Rett.
12"x24" Rect.
7 📦




8TB336/4 ■
Aspen Fumè
31x62 cm
12"x24"
7 📦

ASPEN ANTRACITE



003937/3 ■
Aspen Antracite
60x120 cm Rett.
24"x48" Rect.
2 📦



003710/4 ■
Aspen Antracite
60x60 cm Rett.
24"x24" Rect.
5 📦




003835/5 ■
Aspen Antracite
30x60 cm Rett.
12"x24" Rect.
7 📦



8TB337/4 ■
Aspen Antracite
31x62 cm
12"x24"
7 📦



ASPEN BEIGE



003711/4 ■
Aspen Beige
60x60 cm Rett.
24"x24" Rect.
5



003837/5 ■
Aspen Beige
30x60 cm Rett.
12"x24" Rect.
7



8TB334/4 ■
Aspen Beige
31x62 cm
12"x24"
7



ASPEN



ASPEN BEIGE IN / ASPEN BEIGE OUT

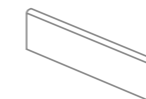


ASPEN GRIGIO



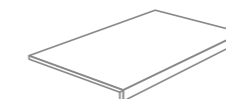
ASPEN ANTRACITE / ASPEN GRIGIO

pezzi speciali special pieces



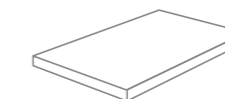
Battiscopa 7x60 Naturale

- 20
- 003531/6 Aspen Bianco
- 003533/6 Aspen Grigio
- 003532/6 Aspen Fumè
- 003529/6 Aspen Antracite
- 003530/6 Aspen Beige



Gradino Elle Costa Retta

- 1
- 30x62x5 cm / 7
- 30x120x5 cm / 8



Gradino Angolare Elle Costa Retta DX/SX

- 1
- 30x62x5 cm / 9
- 30x120x5 cm / 10

PESI E MISURE WEIGHT AND SIZES / POIDS ET MESURES / GEWICHTE UND VERPACKUNGEN


dimensioni sizes dimensions abmessungen	spessore thickness épaisseur stärke	pz/collo pcs/box pc/boite stk/ktn	mq/collo sqm/box m/boite qm/ktn	kg/collo kg/box kg/boite kg/ktn	colli/europal box/europal boites/europal ktn/europal	mq/europal sqm/europal m/europal qm/europal	kg/europal kg/europal kg/europal kg/europal
31x62	9 mm	7	1,35	23,00	60	81,00	1400
30x60 RTT	9 mm	7	1,26	22,33	60	75,60	1360
60x60 RTT	9,5 mm	5	1,80	33,33	24	43,20	820
60x120 RTT	9,5 mm	2	1,44	30,50	35	50,40	1095
Battiscopa 7x60	9 mm	20	12,40 ml/collo	17,00			




MYTHOS STEEL

MYTHOS


Gres porcellanato impasto colorato
Colored body porcelain stoneware




RETTIFICATO RECTIFIED
60x120 24"x48"



RETTIFICATO RECTIFIED
81x81 32"x32"



RETTIFICATO RECTIFIED
60x60 24"x24"




RETTIFICATO RECTIFIED
30x60 12"x24"

NOTE NOTES

Per la Collezione Mythos sono disponibili i formati da esterno vedi pag. 178.
For the Mythos Collection is available the outdoor sizes see the pag. 178.




Conforme According to
UNI EN 14411 - G Bla




CEMENTO/PIETRA

I colori e le caratteristiche estetiche dei materiali illustrati nel presente catalogo sono da ritenersi puramente indicativi. Colours and optical features of the materials illustrated in this catalogue are to be regarded as mere indications.

MYTHOS IVORY



MTS041/3 ■
Mythos Ivory
60x120 cm Rett.
24"x48" Rect.
2 📦



MTS031/3 ■
Mythos Ivory
81x81 cm Rett.
32"x32" Rect.
3 📦



MTS011/4 ■
Mythos Ivory
60x60 cm Rett.
24"x24" Rect.
5 📦



MTS001/5 ■
Mythos Ivory
30x60 cm Rett.
12"x24" Rect.
7 📦



Mosaico 5x5
MTS051/14 ■
Mythos Ivory
30x30 cm
12"x12"
12 📦


MYTHOS STEEL



MTS043/3 ■
Mythos Steel
60x120 cm Rett.
24"x48" Rect.
2 📦



MTS033/3 ■
Mythos Steel
81x81 cm Rett.
32"x32" Rect.
3 📦



MTS013/4 ■
Mythos Steel
60x60 cm Rett.
24"x24" Rect.
5 📦



MTS003/5 ■
Mythos Steel
30x60 cm Rett.
12"x24" Rect.
7 📦




Mosaico 5x5
MTS053/14 ■
Mythos Steel
30x30 cm
12"x12"
12 📦


MYTHOS PLOMB



MTS044/3 ■
Mythos Plomb
60x120 cm Rett.
24"x48" Rect.
2 📦



MTS034/3 ■
Mythos Plomb
81x81 cm Rett.
32"x32" Rect.
3 📦



MTS014/4 ■
Mythos Plomb
60x60 cm Rett.
24"x24" Rect.
5 📦




MTS004/5 ■
Mythos Plomb
30x60 cm Rett.
12"x24" Rect.
7 📦




Mosaico 5x5
MTS054/14 ■
Mythos Plomb
30x30 cm
12"x12"
12 📦


MYTHOS ÉCRU



MTS042/3 ■
Mythos Écru
60x120 cm Rett.
24"x48" Rect.
2 📦



MTS032/3 ■
Mythos Écru
81x81 cm Rett.
32"x32" Rect.
3 📦



MTS012/4 ■
Mythos Écru
60x60 cm Rett.
24"x24" Rect.
5 📦




MTS002/5 ■
Mythos Écru
30x60 cm Rett.
12"x24" Rect.
7 📦



Mosaico 5x5
MTS052/14 ■
Mythos Écru
30x30 cm
12"x12"
12 📦



MYTHOS LISTARELLA



MLS011/5 ■
Listarella
Mythos Ivory
30x60 cm Rett.
12"x24" Rect.
7



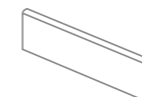
MYTHOS



MYTHOS IVORY / MYTHOS ÉCRU / LISTARELLA MYTHOS IVORY

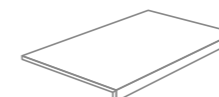
CEMENTO/PIETRA

pezzi speciali special pieces



Battiscopa 7,2x60 Rett.

20
MTS061/6 ■ Mythos Ivory
MTS063/6 ■ Mythos Steel
MTS064/6 ■ Mythos Plomb
MTS062/6 ■ Mythos Écru



Gradino Elle Costa Retta

1
30x60x5 cm / 7 ■
30x120x5 cm / 8 ■



Gradino Angolare Elle Costa Retta DX/SX

1
30x60x5 cm / 9 ■
30x120x5 cm / 10 ■

PESI E MISURE WEIGHT AND SIZES / POIDS ET MESURES / GEWICHTE UND VERPACKUNGEN


dimensioni sizes dimensions abmessungen	spessore thickness épaisseur stärke	pz/collo pcs/box pc/boite stk/ktn	mq/collo sqm/box m/boite qm/ktn	kg/collo kg/box kg/boite kg/ktn	colli/europal box/europal boites/europal ktn/europal	mq/europal sqm/europal m/europal qm/europal	kg/europal kg/europal kg/europal kg/europal
30x60 RTT	9,5 mm	7	1,26	22,33	60	75,60	1360
Listarella 30x60 RTT	9 mm	7	1,26	22,33	60	75,60	1360
60x60 RTT	9,5 mm	5	1,80	33,33	24	43,20	820
81x81 RTT	9,5 mm	3	1,97	40,71	32	63,04	1310
60x120 RTT	9,5 mm	2	1,44	30,50	35	50,40	1095
Mosaico 30x30	9,5 mm	12	1,08	20,20			
Battiscopa 7,2x60	9,5 mm	20	12 ml/collo	16,45			




EVOQ POLVERE

EVOQ


Gres porcellanato impasto colorato
Colored body porcelain stoneware



RETTIFICATO RECTIFIED
81x81 32"x32"



RETTIFICATO RECTIFIED
60x60 24"x24"



RETTIFICATO RECTIFIED
30x60 12"x24"

NOTE NOTES

I colori e le caratteristiche estetiche dei materiali illustrati nel presente catalogo sono da ritenersi puramente indicativi. Colours and optical features of the materials illustrated in this catalogue are to be regarded as mere indications.



Conforme According to
UNI EN 14411 - G Bla



BIANCO



POLVERE







NERO







AVORIO





EVOQ BIANCO

 <p>004895/3 ■ Evoq Bianco 81x81 cm Rett. 32"x32" Rect. 3</p>	 <p>004552/16 ■ Evoq Bianco 60x60 cm Rett. \pm 9,5mm 24"x24" Rect. \pm 0.37" 5</p>	 <p>004556/5 ■ Evoq Bianco 30x60 cm Rett. \pm 9,5mm 12"x24" Rect. \pm 0.37" 7</p>
<p>Mosaico 5x5</p> 		
<p>004564/14 ■ Evoq Bianco 30x30 cm 12"x12" 12</p>		





EVOQ POLVERE



 <p>004897/3 ■ Evoq Polvere 81x81 cm Rett. 32"x32" Rect. 3</p>	 <p>004554/16 ■ Evoq Polvere 60x60 cm Rett. \pm 9,5mm 24"x24" Rect. \pm 0.37" 5</p>	 <p>004558/5 ■ Evoq Polvere 30x60 cm Rett. \pm 9,5mm 12"x24" Rect. \pm 0.37" 7</p>
<p>Mosaico 5x5</p> 		
<p>004566/14 ■ Evoq Polvere 30x30 cm 12"x12" 12</p>		

EVOQ NERO

 <p>004896/3 ■ Evoq Nero 81x81 cm Rett. 32"x32" Rect. 3</p>	 <p>004555/16 ■ Evoq Nero 60x60 cm Rett. \pm 9,5mm 24"x24" Rect. \pm 0.37" 5</p>	 <p>004559/5 ■ Evoq Nero 30x60 cm Rett. \pm 9,5mm 12"x24" Rect. \pm 0.37" 7</p>
<p>Mosaico 5x5</p> 		
<p>004567/14 ■ Evoq Nero 30x30 cm 12"x12" 12</p>		

EVOQ AVORIO

 <p>004894/3 ■ Evoq Avorio 81x81 cm Rett. 32"x32" Rect. 3</p>	 <p>004553/16 ■ Evoq Avorio 60x60 cm Rett. \pm 9,5mm 24"x24" Rect. \pm 0.37" 5</p>	 <p>004557/5 ■ Evoq Avorio 30x60 cm Rett. \pm 9,5mm 12"x24" Rect. \pm 0.37" 7</p>
<p>Mosaico 5x5</p> 		
<p>004565/14 ■ Evoq Avorio 30x30 cm 12"x12" 12</p>		





EVOQ AVORIO

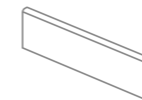


EVOQ NERO

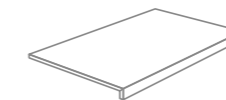


EVOQ BIANCO / EVOQ MOSAICO NERO

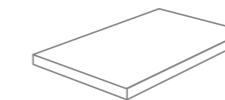
pezzi speciali special pieces



Battiscopa 7,2x60 Rett.
 20
 004560/6 ■ EVOQ Bianco
 004562/6 ■ EVOQ Polvere
 004563/6 ■ EVOQ Nero
 004561/6 ■ EVOQ Avorio



Gradino Elle Costa Retta
 1
 30x60x5 cm / 7 ■



Gradino Angolare Elle Costa Retta DX/SX
 1
 30x60x5 cm / 9 ■

PESI E MISURE WEIGHT AND SIZES / POIDS ET MESURES / GEWICHTE UND VERPACKUNGEN							
dimensioni sizes dimensions abmessungen	spessore thickness épaisseur stärke	pz/collo pcs/box pc/boite stk/ktn	mq/collo sqm/box m/boite qm/ktn	kg/collo kg/box kg/boite kg/ktn	colli/europal box/europal boites/europal ktn/europal	mq/europal sqm/europal m/europal qm/europal	kg/europal kg/europal kg/europal kg/europal
30x60 RTT	9,5 mm	7	1,26	22,33	60	75,60	1360
30x60 RTT	8 mm	10	1,80	28,75	32	57,60	940
60x60 RTT	9,5 mm	5	1,80	33,33	24	43,20	820
60x60 RTT	8 mm	5	1,80	28,75	32	57,60	940
81x81 RTT	9,5 mm	3	1,97	40,71	32	63,04	1310
Mosaico 30x30	9,5 mm	12	1,08	20,00			
Battiscopa 7,2x60	9,5 mm	20	12 ml/collo	16,45			

FORMATI SIZES



20x122 cm
8"x48"
RETTIFICATO
RECTIFIED

COMFORT
RANGERS
SIERRA

P.122
P.128
P.134




15x60 cm
6"x24"
RETTIFICATO
RECTIFIED

COMFORT
RANGERS
SIERRA

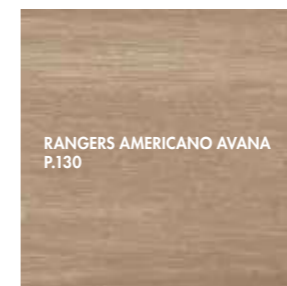
P.122
P.128
P.134

EFFETTO LEGNO

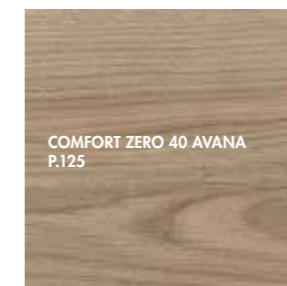
GRES PORCELLANATO PORCELAIN STONEWARE




SIERRA ROVERE
P.136



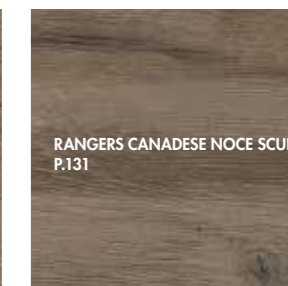
RANGERS AMERICANO AVANA
P.130



COMFORT ZERO 40 AVANA
P.125



SIERRA NOCE
P.137



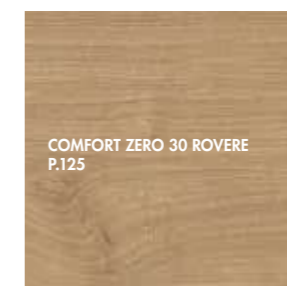
RANGERS CANADESE NOCE SCURO
P.131



RANGERS SCOZZESE FRASSINO
P.130



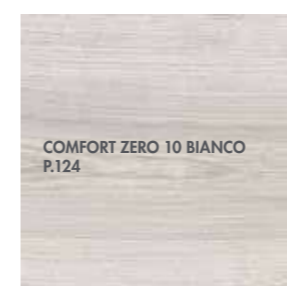
COMFORT ZERO 20 NATURALE
P.124



COMFORT ZERO 30 ROVERE
P.125



SIERRA BEIGE
P.137



COMFORT ZERO 10 BIANCO
P.124



SIERRA GRIGIO
P.136



RANGERS INGLESE GRIGIO
P.131



COMFORT ZERO 40 AVANA

COMFORT

Gres porcellanato impasto colorato
Colored body porcelain stoneware

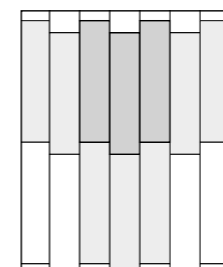


RETTIFICATO RECTIFIED
20x122 8"x48" R10

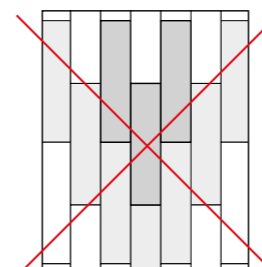


RETTIFICATO RECTIFIED
15x60 6"x24" R9

Schemi di posa
Laying patterns



Si consiglia di posare il materiale sfalsato di 1/10. We recommend laying the material in a 1/10 staggered arrangement.



Non è consigliabile posare il materiale sfalsato di 1/2. We do not recommend laying the material in a 1/2 staggered pattern.

NOTE NOTES


I colori e le caratteristiche estetiche dei materiali illustrati nel presente catalogo sono da ritenersi puramente indicativi. Colours and optical features of the materials illustrated in this catalogue are to be regarded as mere indications.



Conforme According to
UNI EN 14411 - G Bla



ZERO 10 BIANCO



ZERO 20 NATURALE



ZERO 30 ROVERE



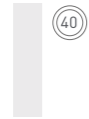
ZERO 40 AVANA

EFFETTO LEGNO

COMFORT ZERO 10 BIANCO



CMT001/26 ■
Comfort Zero 10 Bianco
20x122 cm Rett. R10
8"x48" Rect.
5 📦

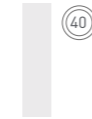


CMT021/4 ■
Comfort Zero 10 Bianco
15x60 cm Rett. R9
6"x24" Rect.
15 📦

COMFORT ZERO 20 NATURALE



CMT002/26 ■
Comfort Zero 20 Naturale
20x122 cm Rett. R10
8"x48" Rect.
5 📦

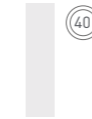


CMT022/4 ■
Comfort Zero 20 Naturale
15x60 cm Rett. R9
6"x24" Rect.
15 📦

COMFORT ZERO 30 ROVERE



CMT003/26 ■
Comfort Zero 30 Rovere
20x122 cm Rett. R10
8"x48" Rect.
5 📦




CMT023/4 ■
Comfort Zero 30 Rovere
15x60 cm Rett. R9
6"x24" Rect.
15 📦

COMFORT ZERO 40 AVANA



CMT004/26 ■
Comfort Zero 40 Avana
20x122 cm Rett. R10
8"x48" Rect.
5 📦



CMT024/4 ■
Comfort Zero 40 Avana
15x60 cm Rett. R9
6"x24" Rect.
15 📦



COMFORT



COMFORT ZERO 20 NATURALE



COMFORT ZERO 30 ROVERE

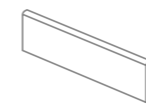
COMFORT



COMFORT ZERO 10 BIANCO

EFFETTO LEGNO

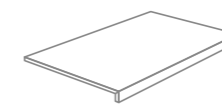
pezzi speciali special pieces



Battiscopa 7,2x60 RTT

20

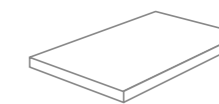
- CMT031/6 ■ Comfort Zero 10 Bianco
- CMT032/6 ■ Comfort Zero 20 Naturale
- CMT033/6 ■ Comfort Zero 30 Rovere
- CMT034/6 ■ Comfort Zero 40 Avana



Gradino Elle Costa Retta R10

1

- 30x122x5 cm / 8 ■



Gradino Angolare Elle Costa Retta DX/SX R10

1

- 30x122x5 cm / 10 ■

NOTE NOTES

Per una posa ottimale si raccomanda l'utilizzo di distanziatori autolivellanti.
For an optimum installation we recommend the use of self-leveling spacers.

PESI E MISURE WEIGHT AND SIZES / POIDS ET MESURES / GEWICHTE UND VERPACKUNGEN

dimensioni sizes dimensions abmessungen	spessore thickness épaisseur stärke	pz/collo pcs/box pc/boite stk/ktn	mq/collo sqm/box m/boite qm/ktn	kg/collo kg/box kg/boite kg/ktn	colli/europal box/europal boites/europal ktn/europal	mq/europal sqm/europal m/europal qm/europal	kg/europal kg/europal kg/europal kg/europal
15x60 RTT	8,5 mm	15	1,35	22,50	40	54,00	920
20x122 RTT	9,5 mm	5	1,22	25,30	45	54,90	1160
Battiscopa 7,2x60	9,5 mm	20	12 ml/collo	16,45			



RANGERS SCOZZESE FRASSINO

RANGERS

Gres porcellanato impasto colorato
Colored body porcelain stoneware

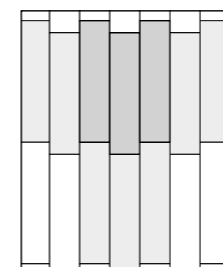


RETTIFICATO RECTIFIED
20x122 8"x48" R10

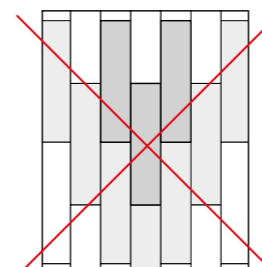


RETTIFICATO RECTIFIED
15x60 6"x24" R9

Schemi di posa Laying patterns



Si consiglia di posare il materiale sfalsato di 1/10. We recommend laying the material in a 1/10 staggered arrangement.




Non è consigliabile posare il materiale sfalsato di 1/2. We do not recommend laying the material in a 1/2 staggered pattern.

NOTE NOTES


Per la Collezione Rangers sono disponibili i formati da esterno vedi pag. 184.
For the Rangers Collection is available the outdoor sizes see the pag. 184.




Conforme According to
UNI EN 14411 - G Bla



SCOZZESE FRASSINO



AMERICANO AVANA



CANADESE NOCE SCURO



INGLESE GRIGIO

I colori e le caratteristiche estetiche dei materiali illustrati nel presente catalogo sono da ritenersi puramente indicativi. Colours and optical features of the materials illustrated in this catalogue are to be regarded as mere indications.

EFFETTO LEGNO

RANGERS SCOZZESE FRASSINO



RANG033/26 ■
Rangers Scozzese Frassino
20x122 cm Rett. R10
8"x48" Rect.
5 📦




RANG008/4 ■
Rangers Scozzese Frassino
15x60 cm Rett. R9
6"x24" Rect.
15 📦

RANGERS AMERICANO AVANA



RANG030/26 ■
Rangers Americano Avana
20x122 cm Rett. R10
8"x48" Rect.
5 📦

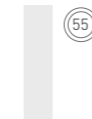


RANG005/4 ■
Rangers Americano Avana
15x60 cm Rett. R9
6"x24" Rect.
15 📦

RANGERS CANADESE NOCE SCURO



RANG031/26 ■
Rangers Canadese Noce Scuro
20x122 cm Rett. R10
8"x48" Rect.
5 📦

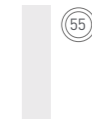


RANG006/4 ■
Rangers Canadese Noce Scuro
15x60 cm Rett. R9
6"x24" Rect.
15 📦

RANGERS INGLESE GRIGIO



RANG032/26 ■
Rangers Inglese Grigio
20x122 cm Rett. R10
8"x48" Rect.
5 📦



RANG007/4 ■
Rangers Inglese Grigio
15x60 cm Rett. R9
6"x24" Rect.
15 📦



RANGERS



RANGERS CANADESE NOCE SCURO



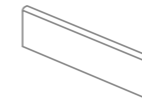
RANGERS INGLESE GRIGIO

RANGERS



RANGERS AMERICANO AVANA / BRICKONE BIANCO MANHATTAN

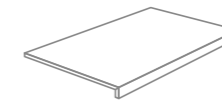
pezzi speciali special pieces



Battiscopa 7,2x60 RTT

20

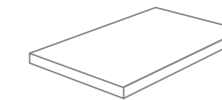
- RANG113/6 ■ Rangers Scozzese Frassino
- RANG110/6 ■ Rangers Americano Avana
- RANG111/6 ■ Rangers Canadese Noce Scuro
- RANG112/6 ■ Rangers Inglese Grigio



Gradino Elle Costa Retta R10

1

- 30x122x5 cm / 8 ■



Gradino Angolare Elle Costa Retta DX/SX R10

1

- 30x122x5 cm / 10 ■

NOTE NOTES

Per una posa ottimale si raccomanda l'utilizzo di distanziatori autolivellanti.
For an optimum installation we recommend the use of self-leveling spacers.

PESI E MISURE WEIGHT AND SIZES / POIDS ET MESURES / GEWICHTE UND VERPACKUNGEN							
dimensioni sizes dimensions abmessungen	spessore thickness épaisseur stärke	pz/collo pcs/box pc/boite stk/ktn	mq/collo sqm/box m/boite qm/ktn	kg/collo kg/box kg/boite kg/ktn	colli/europal box/europal boites/europal ktn/europal	mq/europal sqm/europal m/europal qm/europal	kg/europal kg/europal kg/europal kg/europal
15x60 RTT	8,5 mm	15	1,35	22,50	40	54,00	920
20x122 RTT	9,5 mm	5	1,22	25,30	45	54,90	1160
Battiscopa 7,2x60	9,5 mm	20	12 ml/collo	16,45			



SIERRA BEIGE

SIERRA

Gres porcellanato impasto colorato
Colored body porcelain stoneware

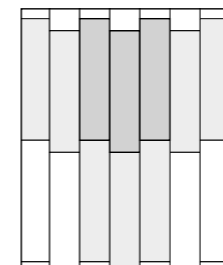


RETTIFICATO RECTIFIED
20x122 8"x48"

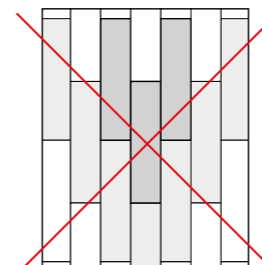


RETTIFICATO RECTIFIED
15x60 6"x24"

Schemi di posa
Laying patterns



Si consiglia di posare il materiale sfalsato di 1/10. We recommend laying the material in a 1/10 staggered arrangement.



Non è consigliabile posare il materiale sfalsato di 1/2. We do not recommend laying the material in a 1/2 staggered pattern.

NOTE NOTES

I colori e le caratteristiche estetiche dei materiali illustrati nel presente catalogo sono da ritenersi puramente indicativi. Colours and optical features of the materials illustrated in this catalogue are to be regarded as mere indications.



Conforme According to
UNI EN 14411 - G Bla



GRIGIO



ROVERE



BEIGE



NOCE

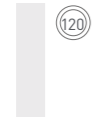
EFFETTO LEGNO

SIERRA GRIGIO



45

003780/26 ■
Sierra Grigio
20x122 cm Rett.
8"x48" Rect.
5 📦



120


004204/4 ■
Sierra Grigio
15x60 cm Rett.
6"x24" Rect.
15 📦

SIERRA ROVERE



45

003856/26 ■
Sierra Rovere
20x122 cm Rett.
8"x48" Rect.
5 📦



120

004202/4 ■
Sierra Rovere
15x60 cm Rett.
6"x24" Rect.
15 📦

SIERRA BEIGE



45

003778/26 ■
Sierra Beige
20x122 cm Rett.
8"x48" Rect.
5 📦



120

004203/4 ■
Sierra Beige
15x60 cm Rett.
6"x24" Rect.
15 📦

SIERRA NOCE



45

003779/26 ■
Sierra Noce
20x122 cm Rett.
8"x48" Rect.
5 📦



SIERRA



SIERRA GRIGIO



SIERRA NOCE

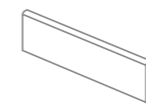
SIERRA



SIERRA ROVERE

EFFETTO LEGNO

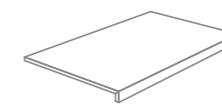
pezzi speciali special pieces



Battiscopa 7,2x60 RTT

20

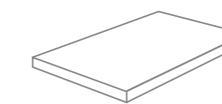
- 004598/6 ■ Sierra Grigio
- 004599/6 ■ Sierra Rovere
- 004596/6 ■ Sierra Beige
- 004597/6 ■ Sierra Noce



Gradino Elle Costa Retta

1

30x122x5 cm / 8 ■



Gradino Angolare Elle Costa Retta DX/SX

1


30x122x5 cm / 10 ■

NOTE NOTES

Per una posa ottimale si raccomanda l'utilizzo di distanziatori autolivellanti.
For an optimum installation we recommend the use of self-leveling spacers.

PESI E MISURE WEIGHT AND SIZES / POIDS ET MESURES / GEWICHTE UND VERPACKUNGEN							
dimensioni sizes dimensions abmessungen	spessore thickness épaisseur stärke	pz/collo pcs/box pc/boite stk/ktn	mq/collo sqm/box m/boite qm/ktn	kg/collo kg/box kg/boite kg/ktn	colli/europal box/europal boites/europal ktn/europal	mq/europal sqm/europal m/europal qm/europal	kg/europal kg/europal kg/europal kg/europal
15x60 RTT	8,5 mm	15	1,35	23,00	40	54,00	945
20x122 RTT	9,5 mm	5	1,22	23,90	45	54,90	1100
Battiscopa 7,2x60	9,5 mm	20	12 ml/collo	16,45			

FORMATI SIZES



59x118 cm
23.6"x47.2"
RETTIFICATO
RECTIFIED

VISION P.142



59x59 cm
23.6"x23.6"
RETTIFICATO
RECTIFIED

VISION P.142

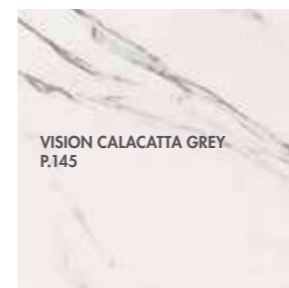


29,5x59 cm
11.8"x23.6"
RETTIFICATO
RECTIFIED

VISION P.142

EFFETTO MARMO

GRES PORCELLANATO PORCELAIN STONEWARE



VISION CALACATTA GREY
P.145



VISION TRAVERTINO TIVOLI
P.144



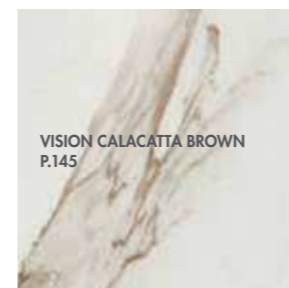
VISION PEARL
P.146



VISION ASH
P.146



VISION BLACK
P.148




VISION CALACATTA BROWN
P.145



VISION TRAVERTINO NATURAL
P.144



VISION ALMOND
P.147




VISION SAND
P.147




VISION TRAVERTINO NATURAL / MOSAICO VISION TRAVERTINO NATURAL

VISION


Gres porcellanato impasto colorato
Colored body porcelain stoneware



LAPPATO *plus+* RETTIFICATO
LAPPATO *plus+* RECTIFIED
59x118 23.6"x47.2"



LAPPATO *plus+* RETTIFICATO
LAPPATO *plus+* RECTIFIED
59x59 23.6"x23.6"



LAPPATO *plus+* RETTIFICATO
LAPPATO *plus+* RECTIFIED
29,5x59 11.8"x23.6"

NOTE NOTES

Per la Collezione Vision sono disponibili i formati da esterno vedi pag. 164.
For the Rangers Vision is available the outdoor sizes see the pag. 164.

I colori e le caratteristiche estetiche dei materiali illustrati nel presente catalogo sono da ritenersi puramente indicativi. Colours and optical features of the materials illustrated in this catalogue are to be regarded as mere indications.



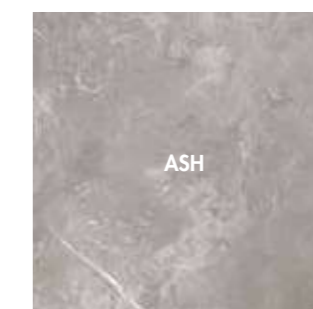
Conforme According to
UNI EN 14411 - G Bla




PEARL



TRAVERTINO TIVOLI



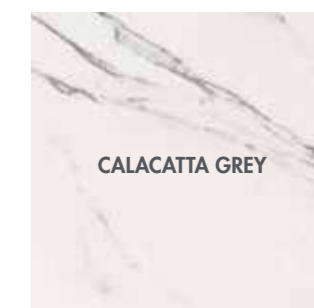
ASH




TRAVERTINO NATURAL



CALACATTA BROWN



CALACATTA GREY



ALMOND



SAND




BLACK

VISION TRAVERTINO NATURAL



6

VSN106/18 ■
Vision Trav. Natural
Lappato plus+
59x118 cm Rett.
23.6"x47.2" Rect.
2



12

VSN016/76 ■
Vision Trav. Natural
Lappato plus+
59x59 cm Rett.
23.6"x23.6" Rect.
5



24

VSN006/19 ■
Vision Trav. Natural
Lappato plus+
29,5x59 cm Rett.
11.8"x23.6" Rect.
7

Mosaico 5x5




VSN116/30 ■
Vision Trav. Natural
Lappato plus+
29,5x29,5 cm Rett.
11.8"x11.8" Rect.
12

VISION TRAVERTINO TIVOLI



6

VSN107/18 ■
Vision Trav. Tivoli
Lappato plus+
59x118 cm Rett.
23.6"x47.2" Rect.
2



12

VSN017/76 ■
Vision Trav. Tivoli
Lappato plus+
59x59 cm Rett.
23.6"x23.6" Rect.
5



24

VSN007/19 ■
Vision Trav. Tivoli
Lappato plus+
29,5x59 cm Rett.
11.8"x23.6" Rect.
7

Mosaico 5x5



VSN117/30 ■
Vision Trav. Tivoli
Lappato plus+
29,5x29,5 cm Rett.
11.8"x11.8" Rect.
12

VISION CALACATTA BROWN



12

VSN105/18 ■
Vision Cal. Brown
Lappato plus+
59x118 cm Rett.
23.6"x47.2" Rect.
2



24

VSN015/76 ■
Vision Cal. Brown
Lappato plus+
59x59 cm Rett.
23.6"x23.6" Rect.
5



48


VSN005/19 ■
Vision Cal. Brown
Lappato plus+
29,5x59 cm Rett.
11.8"x23.6" Rect.
7

Mosaico 5x5




VSN115/30 ■
Vision Cal. Brown
Lappato plus+
29,5x29,5 cm Rett.
11.8"x11.8" Rect.
12

VISION CALACATTA GREY



12

VSN108/18 ■
Vision Cal. Grey
Lappato plus+
59x118 cm Rett.
23.6"x47.2" Rect.
2



24

VSN018/76 ■
Vision Cal. Grey
Lappato plus+
59x59 cm Rett.
23.6"x23.6" Rect.
5



48

VSN008/19 ■
Vision Cal. Grey
Lappato plus+
29,5x59 cm Rett.
11.8"x23.6" Rect.
7


Mosaico 5x5



VSN119/30 ■
Vision Cal. Grey
Lappato plus+
29,5x29,5 cm Rett.
11.8"x11.8" Rect.
12



VISION PEARL



VSN110/18 ■
Vision Pearl
Lappato *plus+*
59x118 cm Rett.
23.6"x47.2" Rect.
2



VSN011/76 ■
Vision Pearl
Lappato *plus+*
59x59 cm Rett.
23.6"x23.6" Rect.
5



VSN001/19 ■
Vision Pearl
Lappato *plus+*
29,5x59 cm Rett.
11.8"x23.6" Rect.
7

Mosaico 5x5



VSN120/30 ■
Vision Pearl
Lappato *plus+*
29,5x29,5 cm Rett.
11.8"x11.8" Rect.
12

VISION ASH



VSN111/18 ■
Vision Ash
Lappato *plus+*
59x118 cm Rett.
23.6"x47.2" Rect.
2



VSN012/76 ■
Vision Ash
Lappato *plus+*
59x59 cm Rett.
23.6"x23.6" Rect.
5



VSN002/19 ■
Vision Ash
Lappato *plus+*
29,5x59 cm Rett.
11.8"x23.6" Rect.
7

Mosaico 5x5



VSN121/30 ■
Vision Ash
Lappato *plus+*
29,5x29,5 cm Rett.
11.8"x11.8" Rect.
12

VISION ALMOND



VSN103/18 ■
Vision Almond
Lappato *plus+*
59x118 cm Rett.
23.6"x47.2" Rect.
2



VSN013/76 ■
Vision Almond
Lappato *plus+*
59x59 cm Rett.
23.6"x23.6" Rect.
5




VSN003/19 ■
Vision Almond
Lappato *plus+*
29,5x59 cm Rett.
11.8"x23.6" Rect.
7

Mosaico 5x5



VSN123/30 ■
Vision Almond
Lappato *plus+*
29,5x29,5 cm Rett.
11.8"x11.8" Rect.
12

VISION SAND



VSN014/76 ■
Vision Sand
Lappato *plus+*
59x59 cm Rett.
23.6"x23.6" Rect.
5



VSN004/19 ■
Vision Sand
Lappato *plus+*
29,5x59 cm Rett.
11.8"x23.6" Rect.
7

Mosaico 5x5



VSN124/30 ■
Vision Sand
Lappato *plus+*
29,5x29,5 cm Rett.
11.8"x11.8" Rect.
12




VISION BLACK



12

VSN109/18 ■
Vision Black
Lappato plus+
59x118 cm Rett.
23.6"x47.2" Rect.
2



18

VSN019/76 ■
Vision Black
Lappato plus+
59x59 cm Rett.
23.6"x23.6" Rect.
5



36

VSN009/19 ■
Vision Black
Lappato plus+
29,5x59 cm Rett.
11.8"x23.6" Rect.
7

Mosaico 5x5



VSN118/30 ■
Vision Black
Lappato plus+
29,5x29,5 cm Rett.
11.8"x11.8" Rect.
12



VISION



VISION BLACK / FLOREALE

VISION



VISION PEARL

VISION



VISION BLACK



VISION ASH



VISION SAND / VISION ALMOND

EFFETTO MARMO



VISION CALACATTA BROWN / MOSAICO VISION CALACATTA BROWN / SIERRA BEIGE

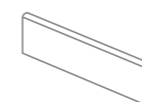


VISION CALACATTA GREY / MOSAICO VISION CALACATTA GREY



VISION TRAVERTINO TIVOLI / MOSAICO VISION TRAVERTINO TIVOLI / SIERRA BEIGE

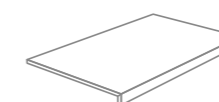
pezzi speciali special pieces



Battiscopa 7,2x59 Lappato Plus

20

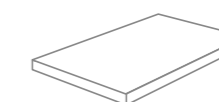
- VSN176/20 Vision Travertino Natural
- VSN177/20 Vision Travertino Tivoli
- VSN075/20 Vision Calacatta Brown
- VSN078/20 Vision Calacatta Grey
- VSN071/20 Vision Pearl
- VSN072/20 Vision Ash
- VSN079/20 Vision Black
- VSN073/20 Vision Almond
- VSN074/20 Vision Sand



Gradino Elle Costa Retta

1

- 29,5x59x5 cm Lappato Plus /21
- 59x118x5 cm Lappato Plus /22



Gradino Angolare Elle Costa Retta DX/SX

1

- 29,5x59x5 cm Lappato Plus /23
- 59x118x5 cm Lappato Plus /24

PESI E MISURE WEIGHT AND SIZES / POIDS ET MESURES / GEWICHTE UND VERPACKUNGEN

dimensioni sizes dimensions abmessungen	spessore thickness épaisseur stärke	pz/collo pcs/box pc/boite stk/ktn	mq/collo sqm/box m/boite qm/ktn	kg/collo kg/box kg/boite kg/ktn	colli/europal box/europal boites/europal ktn/europal	mq/europal sqm/europal m/europal qm/europal	kg/europal kg/europal kg/europal kg/europal
29,5x59 LAPP/RTT	9,5 mm	7	1,218	21	60	73,08	1260
59x59 LAPP/RTT	9,5 mm	5	1,74	30	24	41,76	720
59x118 LAPP/RTT	9,5 mm	2	1,392	30,50	35	48,72	1095
Mosaico 29,5x29,5	9,5 mm	12	1,0443	20			
Battiscopa LAPP/RTT 7,2x59	9,5 mm	20	11,80 ml/collo	16			

FORMATI SIZES



60x60 cm
24"x24"
RETTIFICATO
RECTIFIED

EKO-STONE OUT P.160
EMOTION OUT P.172
MYTHOS OUT P.178



15x60 cm
6"x24"
RETTIFICATO
RECTIFIED

RANGERS OUT P.184



31x62 cm
12"x24"
NATURALE
NATURAL

STONE MIX P.156
EKO-STONE OUT P.160
VISION OUT P.164
FOSSILI OUT P.168
CONCEPT STONE OUT P.198
ASPEN OUT P.202
CEMENTONE OUT P.206
NATURE OUT P.210
PIETRONE OUT P.216
ROCCIONE OUT P.216

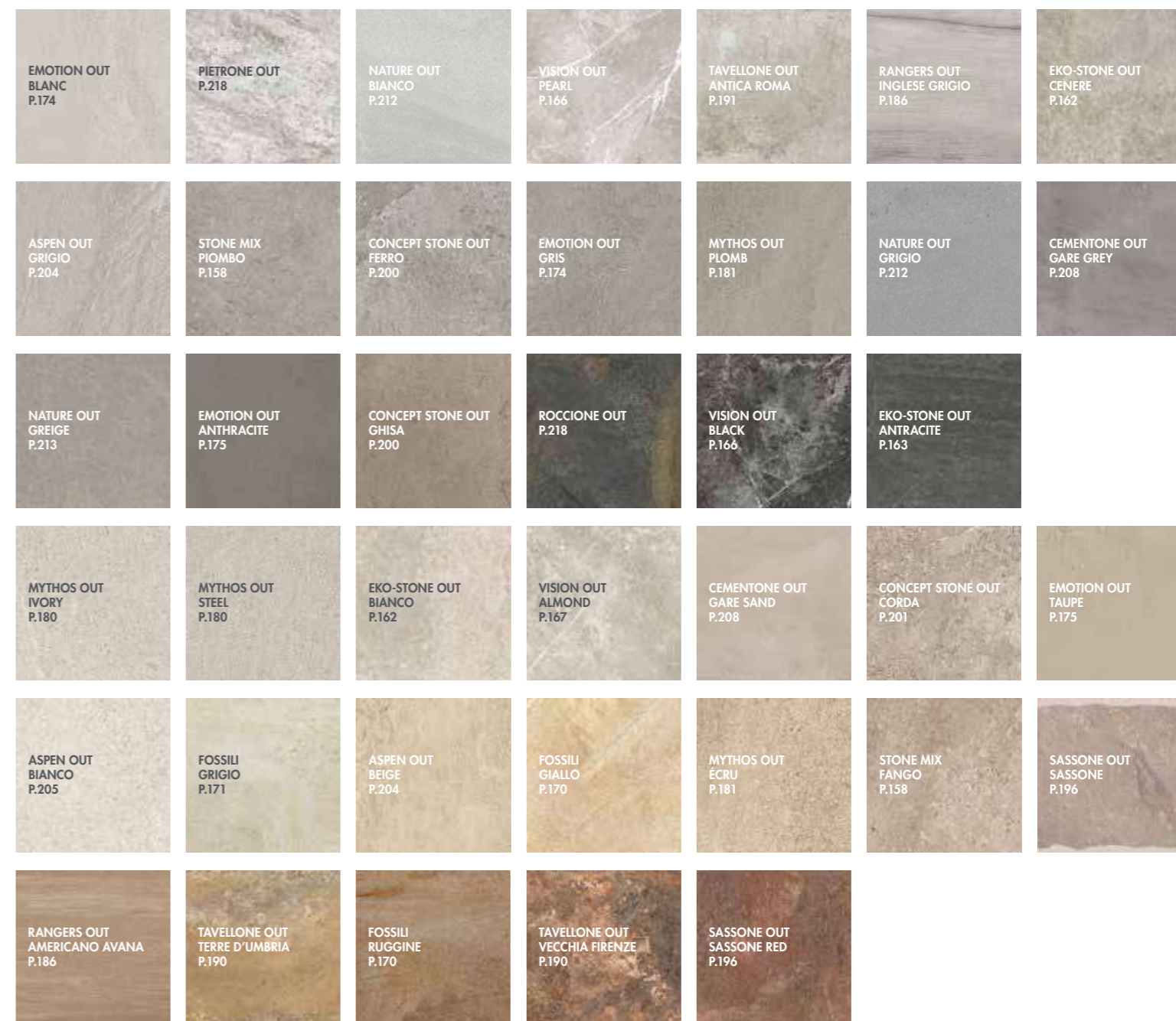



15,3x31 cm
6"x12"
NATURALE
NATURAL

FOSSILI OUT P.168
TAVELLONE OUT P.188
SASSONE OUT P.194
CONCEPT STONE OUT P.198
ASPEN OUT P.202
NATURE OUT P.210

ESTERNI

GRES PORCELLANATO PORCELAIN STONEWARE





STONE MIX PIOMBO

STONE MIX

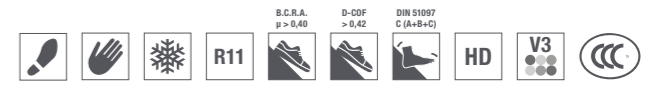
Gres porcellanato
Porcelain stoneware



NATURALE NATURAL
31x62 12"x24"

NOTE NOTES

I colori e le caratteristiche estetiche dei materiali illustrati nel presente catalogo sono da ritenersi puramente indicativi. Colours and optical features of the materials illustrated in this catalogue are to be regarded as mere indications.



Conforme According to
UNI EN 14411 - G Bla



FANGO



PIOMBO

ESTERNI

STONE MIX FANGO



16

STM001/4
Stone Mix Fango
31x62 cm
12"x24"
7



STONE MIX PIOMBO



16

STM002/4
Stone Mix Piombo
31x62 cm
12"x24"
7

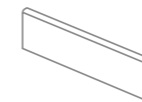


STONE MIX



STONE MIX FANGO

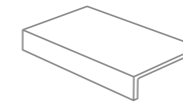
pezzi speciali special pieces



Battiscopa
7,2x62

20

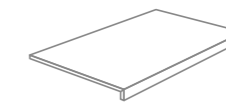
STM011/6 Stone Mix Fango
STM012/6 Stone Mix Piombo



Terminale a Elle Monolitico
15x4x30 *

8

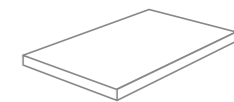
STM021/31 Stone Mix Fango
STM022/31 Stone Mix Piombo



Gradino Elle
Costa Retta

1

31x62x5 cm /32



Gradino Angolare Elle
Costa Retta DX/SX

1


31x62x5 cm /33

NOTE NOTES

* È OBBLIGATORIO posare il Terminale a Elle Monolitico SFALSATO essendo di dimensione diversa rispetto alle piastrelle. Trattasi di materiale coordinato quindi la tonalità è abbinabile al fondo. It is MANDATORY to lay Terminale a Elle Monolitico STAGGERED (not following same joint) due to the difference in dimension between tiles and special pieces. The material is coordinated, so the shade can match to the floor.

PESI E MISURE WEIGHT AND SIZES / POIDS ET MESURES / GEWICHTE UND VERPACKUNGEN


dimensioni sizes dimensions abmessungen	spessore thickness épaisseur stärke	pz/collo pcs/box pc/boite stk/ktn	mq/collo sqm/box m/boite qm/ktn	kg/collo kg/box kg/boite kg/ktn	colli/europal box/europal boites/europal ktn/europal	mq/europal sqm/europal m/europal qm/europal	kg/europal kg/europal kg/europal kg/europal
31x62	9 mm	7	1,35	22,80	60	81,00	1390
Battiscopa 7,2x62	9 mm	20	12,40 ml/collo	17,00			
Terminale a Elle 15x4x30	8,5 mm	8	2,40 ml/collo	8,20			




EKO-STONE ANTRACITE

EKO-STONE OUT

Gres porcellanato
Porcelain stoneware



RETTIFICATO RECTIFIED
60x60 24"x24"



NATURALE NATURAL
31x62 12"x24"

NOTE NOTES

I colori e le caratteristiche estetiche dei materiali illustrati nel presente catalogo sono da ritenersi puramente indicativi. Colours and optical features of the materials illustrated in this catalogue are to be regarded as mere indications.



Conforme According to
UNI EN 14411 - G Bla



BIANCO




CENERE



ANTRACITE

EKO-STONE OUT BIANCO




EKS081/5 ■
Eko-Stone Bianco OUT
60x60 cm Rett.
24"x24" Rect.
5



EKS111/4 ■
Eko-Stone Bianco OUT
31x62 cm
12"x24"
7

EKO-STONE OUT CENERE




EKS082/5 ■
Eko-Stone Cenere OUT
60x60 cm Rett.
24"x24" Rect.
5



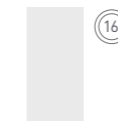
EKS112/4 ■
Eko-Stone Cenere OUT
31x62 cm
12"x24"
7



EKO-STONE OUT ANTRACITE



EKS083/5 ■
Eko-Stone Antracite OUT
60x60 cm Rett.
24"x24" Rect.
5

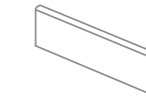


EKS113/4 ■
Eko-Stone Antracite OUT
31x62 cm
12"x24"
7



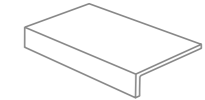
EKO-STONE OUT

pezzi speciali special pieces



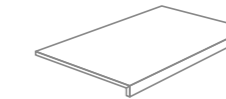
Battiscopa
7,2x60 RTT

20
EKS061/6 ■ Eko-Stone Bianco
EKS062/6 ■ Eko-Stone Cenere
EKS063/6 ■ Eko-Stone Antracite



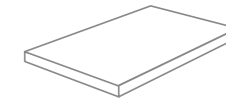
Terminale a Elle Monolitico
15x4x30 *

8
EKS091/31 ■ Eko-Stone Bianco
EKS092/31 ■ Eko-Stone Cenere
EKS093/31 ■ Eko-Stone Antracite



Gradino Elle
Costa Retta

1
30x60x5 cm / 7 ■



Gradino Angolare Elle
Costa Retta DX/SX

1
30x60x5 cm / 9 ■

NOTE NOTES

* È OBBLIGATORIO posare il Terminale a Elle Monolitico SFALSATO essendo di dimensione diversa rispetto alle piastrelle. Trattasi di materiale coordinato quindi la tonalità è abbinabile al fondo. It is MANDATORY to lay Terminale a Elle Monolitico STAGGERED (not following same joint) due to the difference in dimension between tiles and special pieces. The material is coordinated, so the shade can match to the floor.

PESI E MISURE WEIGHT AND SIZES POIDS ET MESURES / GEWICHTE UND VERPACKUNGEN


dimensioni sizes dimensions abmessungen	60x60 RTT	31x62	Battiscopa 7,2x60	Terminale a Elle 15x4x30
spessore thickness épaisseur stärke	9,5 mm	9 mm	9,5 mm	8,5 mm
pz/collo pcs/box pc/boite stk/ktn	5	7	20	8
mq/collo sqm/box m/boite qm/ktn	1,80	1,35	12 ml/collo	2,40 ml/collo
kg/collo kg/box kg/boite kg/ktn	33,33	22,80	16,45	8,20
coll./europal box/europal boites/europal ktn/europal	24	60		
mq/europal sqm/europal m/europal qm/europal	43,20	81,00		
kg/europal kg/europal kg/europal	820	1390		



VISION OUT BLACK

VISION OUT

Gres porcellanato
Porcelain stoneware



NATURALE NATURAL
31x62 12"x24"



Conforme According to
UNI EN 14411 - G Bla



PEARL



BLACK



ALMOND

NOTE NOTES

Per la Collezione Vision sono disponibili i formati da interno vedi pag. 142.
For the Eko-Stone Vision is available the indoor sizes see the pag. 142.

I colori e le caratteristiche estetiche dei materiali illustrati nel presente catalogo sono da ritenersi puramente indicativi. Colours and optical features of the materials illustrated in this catalogue are to be regarded as mere indications.

ESTERNI

VISION OUT PEARL



VST001/4 ■
Vision Pearl OUT
31x62 cm
12"x24"
7



VISION OUT BLACK



VST009/4 ■
Vision Black OUT
31x62 cm
12"x24"
7



VISION OUT ALMOND

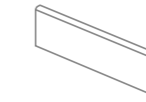


VST003/4 ■
Vision Almond OUT
31x62 cm
12"x24"
7



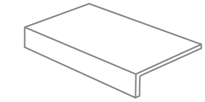
VISION OUT

pezzi speciali special pieces



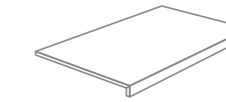
Battiscopa
7,2x62

20
VST011/6 ■ Vision Pearl
VST019/6 ■ Vision Black
VST013/6 ■ Vision Almond



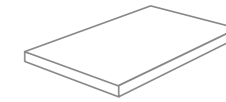
Terminale a Elle Monolitico
15x4x30 *

8
VST021/31 ■ Vision Pearl
VST029/31 ■ Vision Black
VST023/31 ■ Vision Almond



Gradino Elle
Costa Retta

1
31x62x5 cm /32 ■



Gradino Angolare Elle
Costa Retta DX/SX

1
31x62x5 cm /33 ■

NOTE NOTES

* È OBBLIGATORIO posare il Terminale a Elle Monolitico SFALSATO essendo di dimensione diversa rispetto alle piastrelle. Trattasi di materiale coordinato quindi la tonalità è abbinabile al fondo. It is MANDATORY to lay Terminale a Elle Monolitico STAGGERED (not following same joint) due to the difference in dimension between tiles and special pieces. The material is coordinated, so the shade can match to the floor.

PESI E MISURE WEIGHT AND SIZES POIDS ET MESURES / GEWICHTE UND VERPACKUNGEN

dimensioni sizes dimensions abmessungen	31x62	Battiscopa 7,2x62	Terminale a Elle 15x4x30
spessore thickness épaisseur stärke	9 mm	9,5 mm	8,5 mm
pz/collo pcs/box pc/boite stk/ktn	7	20	8
mq/collo sqm/box m/boite qm/ktn	1,35	12,40 ml/collo	2,40 ml/collo
kg/collo kg/box kg/boite kg/ktn	22,80	17,00	8,20
colli/europal box/europal boites/europal ktn/europal	60		
mq/europal sqm/europal m/europal qm/europal	81,00		
kg/europal kg/europal kg/europal kg/europal	1390		



FOSSILI RUGGINE

FOSSILI OUT

Gres porcellanato
Porcelain stoneware



NATURALE NATURAL
31x62 12"x24"



NATURALE NATURAL
15,3x31 6"x12"



Conforme According to
UNI EN 14411 - G Bla



GIALLO



RUGGINE



GRIGIO

ESTERNI

NOTE NOTES

I colori e le caratteristiche estetiche dei materiali illustrati nel presente catalogo sono da ritenersi puramente indicativi. Colours and optical features of the materials illustrated in this catalogue are to be regarded as mere indications.

FOSSILI OUT **GIALLO**

- TP3020/4** ■
Fossili Giallo
31x62 cm R10
12"x24"
7
- TP3202C/4** ■
Fossili Giallo
15,3x31 cm R10
6"x12"
17
- TP3121/4** ■
Fossili Giallo OUT
31x62 cm R11
12"x24"
7
- TP3200C/4** ■
Fossili Giallo OUT
15,3x31 cm R11
6"x12"
17



FOSSILI OUT **RUGGINE**

- TP3460/4** ■
Fossili Ruggine
31x62 cm R10
12"x24"
7
- TP3407C/4** ■
Fossili Ruggine
15,3x31 cm R10
6"x12"
17
- TP3123/4** ■
Fossili Ruggine OUT
31x62 cm R11
12"x24"
7
- TP3407C/4** ■
Fossili Ruggine OUT
15,3x31 cm R11
6"x12"
17



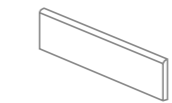
FOSSILI OUT **GRIGIO**

- TP3120/4** ■
Fossili Grigio
31x62 cm R10
12"x24"
7
- TP3302C/4** ■
Fossili Grigio
15,3x31 cm R10
6"x12"
17
- TP3122/4** ■
Fossili Grigio OUT
31x62 cm R11
12"x24"
7
- TP3300C/4** ■
Fossili Grigio OUT
15,3x31 cm R11
6"x12"
17



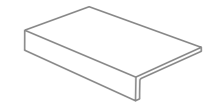
FOSSILI OUT

pezzi speciali special pieces



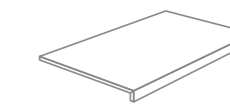
Battiscopa
7,2x62

20
TP3541/6 ■ Fossili Giallo
TP3542/6 ■ Fossili Ruggine
TP3543/6 ■ Fossili Grigio



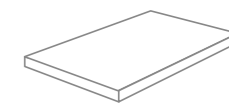
Terminale a Elle Monolitico
15x4x30 *

8
TP3002/31 ■ Fossili Giallo
TP3402/31 ■ Fossili Ruggine
TP3102/31 ■ Fossili Grigio



Gradino Elle
Costa Retta

1
31x62x5 cm /32 ■



Gradino Angolare Elle
Costa Retta DX/SX

1
31x62x5 cm /33 ■

NOTE NOTES

* È OBBLIGATORIO posare il Terminale a Elle Monolitico SFALSATO essendo di dimensione diversa rispetto alle piastrelle. Trattasi di materiale coordinato quindi la tonalità è abbinabile al fondo. It is MANDATORY to lay Terminale a Elle Monolitico STAGGERED (not following same joint) due to the difference in dimension between tiles and special pieces. The material is coordinated, so the shade can match to the floor.

PESI E MISURE WEIGHT AND SIZES POIDS ET MESURES / GEWICHTE UND VERPACKUNGEN


dimensioni sizes dimensions abmessungen	15,3x31	31x62	Battiscopa 7,2x62	Terminale a Elle 15x4x30
spessore thickness épaisseur stärke	9 mm	9 mm	9 mm	8,5 mm
pz/collo pcs/box pc/boite stk/ktn	17	7	20	8
mq/collo sqm/box m/boite qm/ktn	0,806	1,35	12,40 ml/collo	2,40 ml/collo
kg/collo kg/box kg/boite kg/ktn	13,17	23,00	16,45	8,20
colli/europal box/europal boites/europal ktn/europal	85	60		
mq/europal sqm/europal m/europal qm/europal	68,51	81,00		
kg/europal kg/europal kg/europal	1140	1400		



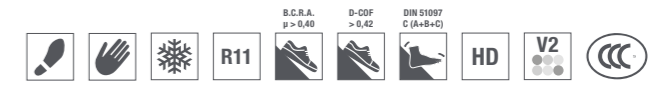
EMOTION GRIS OUT

EMOTION OUT

Gres porcellanato
Porcelain stoneware



RETTIFICATO RECTIFIED
60x60 24"x24"



Conforme According to
UNI EN 14411 - G Bla




ESTERNI

NOTE NOTES

Per la Collezione Emotion sono disponibili i formati da interno vedi pag. 80.
For the Emotion Collection is available the indoor sizes see the pag. 80.


I colori e le caratteristiche estetiche dei materiali illustrati nel presente catalogo sono da ritenersi puramente indicativi. Colours and optical features of the materials illustrated in this catalogue are to be regarded as mere indications.

EMOTION OUT **BLANC**




EMT061/4 ■
Emotion Blanc OUT
60x60 cm Rett.
24"x24" Rect.
5 

EMOTION OUT **GRIS**




EMT062/4 ■
Emotion Gris OUT
60x60 cm Rett.
24"x24" Rect.
5 

EMOTION OUT **ANTHRACITE**



EMT064/4 ■
Emotion Anthracite OUT
60x60 cm Rett.
24"x24" Rect.
5 

EMOTION OUT **TAUPE**



EMT063/4 ■
Emotion Taupe OUT
60x60 cm Rett.
24"x24" Rect.
5 



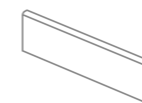


EMOTION TAUPE



EMOTION ANTHRACITE / EMOTION BLANC

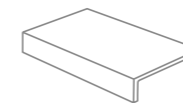
pezzi speciali special pieces



Battiscopa
7,2x62

20

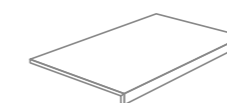
- EMT101/6 ■ Emotion Blanc
- EMT102/6 ■ Emotion Gris
- EMT104/6 ■ Emotion Anthracite
- EMT103/6 ■ Emotion Taupe



Terminale a Elle Monolitico
15x4x30 *

8

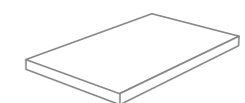
- EMT043/31 ■ Emotion Gris
- EMT042/31 ■ Emotion Taupe



Gradino Elle Costa Retta

1

30x60x5 cm / 7 ■



Gradino Angolare Elle Costa Retta DX/SX

1

30x60x5 cm / 9 ■

NOTE NOTES

* È OBBLIGATORIO posare il Terminale a Elle Monolitico SFALSATO essendo di dimensione diversa rispetto alle piastrelle. Trattasi di materiale coordinato quindi la tonalità è abbinabile al fondo. It is MANDATORY to lay Terminale a Elle Monolitico STAGGERED (not following same joint) due to the difference in dimension between tiles and special pieces. The material is coordinated, so the shade can match to the floor.


PESI E MISURE WEIGHT AND SIZES / POIDS ET MESURES / GEWICHTE UND VERPACKUNGEN							
dimensioni sizes dimensions abmessungen	spessore thickness épaisseur stärke	pz/collo pcs/box pc/boite stk/ktn	mq/collo sqm/box m/boite qm/ktn	kg/collo kg/box kg/boite kg/ktn	colli/europal box/europal boites/europal ktn/europal	mq/europal sqm/europal m/europal qm/europal	kg/europal kg/europal kg/europal kg/europal
60x60	9,5 mm	5	1,80	33,33	24	43,20	820
Battiscopa 7,2x60	9,5 mm	20	12,00 ml/collo	16,45			
Terminale a Elle 15x4x30	8,5 mm	8	2,40 ml/collo	8,20			



MYTHOS PLOMB OUT

MYTHOS OUT

Gres porcellanato
Porcelain stoneware



RETTIFICATO RECTIFIED
60x60 24"x24"

NOTE NOTES

Per la Collezione Mythos sono disponibili i formati da interno vedi pag. 108.
For the Mythos Collection is available the indoor sizes see the pag. 108.

I colori e le caratteristiche estetiche dei materiali illustrati nel presente catalogo sono da ritenersi puramente indicativi. Colours and optical features of the materials illustrated in this catalogue are to be regarded as mere indications.



Conforme According to
UNI EN 14411 - G Bla



IVORY



STEEL




PLOMB



ÉCRU


ESTERNI

MYTHOS OUT **IVORY**




MTS021/5 ■
Mythos Ivory OUT
60x60 cm Rett.
24"x24" Rect.
5

MYTHOS OUT **STEEL**




MTS023/5 ■
Mythos Steel OUT
60x60 cm Rett.
24"x24" Rect.
5

MYTHOS OUT **PLOMB**



MTS024/5 ■
Mythos Plomb OUT
60x60 cm Rett.
24"x24" Rect.
5

MYTHOS OUT **ÉCRU**



MTS022/5 ■
Mythos Écru OUT
60x60 cm Rett.
24"x24" Rect.
5



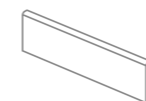


MYTHOS STEEL



MYTHOS ÈCRU

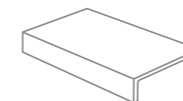
pezzi speciali special pieces



**Battiscopa
7,2x60 RTT**

20

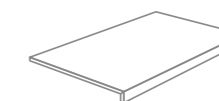
- MTS061/6 ■ Mythos Ivory
- MTS063/6 ■ Mythos Steel
- MTS064/6 ■ Mythos Plomb
- MTS062/6 ■ Mythos ÈcrU



**Terminale a Elle Monolitico
15x4x30 ***

8

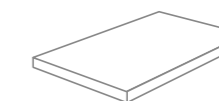
- MTS071/31 ■ Mythos Ivory
- MTS073/31 ■ Mythos Steel
- MTS074/31 ■ Mythos Plomb
- MTS072/31 ■ Mythos ÈcrU



**Gradino Elle
Costa Retta**

1

- 30x60x5 cm /32 ■



**Gradino Angolare Elle
Costa Retta DX/SX**

1

- 30x60x5 cm /33 ■

NOTE NOTES

* È OBBLIGATORIO posare il Terminale a Elle Monolitico SFALSATO essendo di dimensione diversa rispetto alle piastrelle. Trattasi di materiale coordinato quindi la tonalità è abbinabile al fondo. It is MANDATORY to lay Terminale a Elle Monolitico STAGGERED (not following same joint) due to the difference in dimension between tiles and special pieces. The material is coordinated, so the shade can match to the floor.

PESI E MISURE WEIGHT AND SIZES / POIDS ET MESURES / GEWICHTE UND VERPACKUNGEN

dimensioni sizes dimensions abmessungen	spessore thickness épaisseur stärke	pz/collo pcs/box pc/boite stk/ktn	mq/collo sqm/box m/boite qm/ktn	kg/collo kg/box kg/boite kg/ktn	colli/europal box/europal boites/europal ktn/europal	mq/europal sqm/europal m/europal qm/europal	kg/europal kg/europal kg/europal kg/europal
60x60	9,5 mm	5	1,80	33,33	24	43,20	820
Battiscopa 7,2x60	9,5 mm	20	12,00 ml/collo	16,45			
Terminale a Elle 15x4x30	8,5 mm	8	2,40 ml/collo	8,20			



RANGERS AMERICANO AVANA OUT

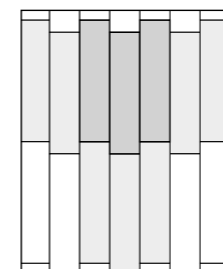
RANGERS OUT

Gres porcellanato
Porcelain stoneware

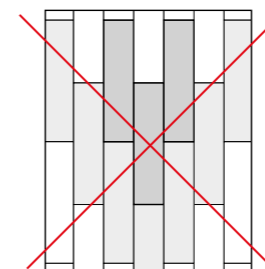


RETTIFICATO RECTIFIED
15x60 6"x24"

Schemi di posa
Laying patterns



Si consiglia di posare il materiale sfalsato di 1/10. We recommend laying the material in a 1/10 staggered arrangement.

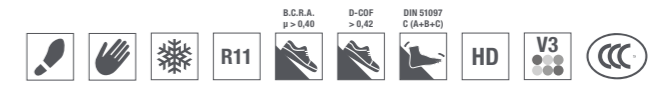


Non è consigliabile posare il materiale sfalsato di 1/2. We do not recommend laying the material in a 1/2 staggered pattern.


NOTE NOTES

Per la Collezione Rangers sono disponibili i formati da interno vedi pag. 128.
For the Rangers Collection is available the indoor sizes see the pag. 128.

I colori e le caratteristiche estetiche dei materiali illustrati nel presente catalogo sono da ritenersi puramente indicativi. Colours and optical features of the materials illustrated in this catalogue are to be regarded as mere indications.



Conforme According to
UNI EN 14411 - G Bla



AMERICANO AVANA



INGLESE GRIGIO

RANGERS AMERICANO AVANA

55

RANG044/13 ■
Rangers Americano Avana OUT
15x60 cm Rett.
6"x24" Rect.
15 📦



RANGERS INGLESE GRIGIO

55

RANG045/13 ■
Rangers Inglese Grigio OUT
15x60 cm Rett.
6"x24" Rect.
15 📦

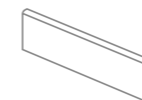


RANGERS



RANGERS INGLESE GRIGIO OUT

pezzi speciali special pieces



Battiscopa 7,2x60 RTT

20 📦

RANG110/6 ■ Rangers Americano Avana

RANG112/6 ■ Rangers Inglese Grigio

NOTE NOTES

Per una posa ottimale si raccomanda l'utilizzo di distanziatori autolivellanti.
For an optimum installation we recommend the use of self-leveling spacers.

PESI E MISURE WEIGHT AND SIZES / POIDS ET MESURES / GEWICHTE UND VERPACKUNGEN							
dimensioni sizes dimensions abmessungen	spessore thickness épaisseur stärke	pz/collo pcs/box pc/boite stk/ktn	mq/collo sqm/box m/boite qm/ktn	kg/collo kg/box kg/boite kg/ktn	colli/europal box/europal boites/europal ktn/europal	mq/europal sqm/europal m/europal qm/europal	kg/europal kg/europal kg/europal kg/europal
15x60 RTT	8,5 mm	15	1,35	23,50	40	54,00	920
Battiscopa 7,2x60	9,5 mm	20	12 ml/collo	16,45			



TAVELLONE IN/OUT

Gres porcellanato
Porcelain stoneware



NATURALE NATURAL
15,3x31 6"x12"



Conforme According to
UNI EN 14411 - G Bla



ESTERNI

NOTE NOTES

I colori e le caratteristiche estetiche dei materiali illustrati nel presente catalogo sono da ritenersi puramente indicativi. Colours and optical features of the materials illustrated in this catalogue are to be regarded as mere indications.

TAVELLONE IN/OUT TERRE D'UMBRIA



TVN002/4 ■
Tavellone Terre d'Umbria IN
15,3x31 cm R9
6"x12"
17

TVN012/4 ■
Tavellone Terre d'Umbria OUT
15,3x31 cm R11
6"x12"
17



TAVELLONE IN/OUT VECCHIA FIRENZE



TVN001/4 ■
Tavellone Vecchia Firenze IN
15,3x31 cm R9
6"x12"
17

TVN011/4 ■
Tavellone Vecchia Firenze OUT
15,3x31 cm R11
6"x12"
17



TAVELLONE IN/OUT ANTICA ROMA



TVN003/4 ■
Tavellone Antica Roma IN
15,3x31 cm R9
6"x12"
17

TVN013/4 ■
Tavellone Antica Roma OUT
15,3x31 cm R11
6"x12"
17



TAVELLONE ANTICA ROMA

TAVELLONE IN/OUT



TAVELLONE TERRE D'UMBRIA



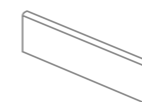
TAVELLONE VECCHIA FIRENZE

TAVELLONE IN/OUT



TAVELLONE ANTICA ROMA

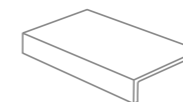
pezzi speciali special pieces



Battiscopa
7,5x31

46

TVN022/35 ■ Tavellone Terre d'Umbria
TVN021/35 ■ Tavellone Vecchia Firenze
TVN023/35 ■ Tavellone Antica Roma



Terminale a Elle Monolitico
15x4x30 *

8

TVN032/31 ■ Tavellone Terre d'Umbria
TVN031/31 ■ Tavellone Vecchia Firenze
TVN033/31 ■ Tavellone Antica Roma

NOTE NOTES

* È OBBLIGATORIO posare il Terminale a Elle Monolitico SFALSATO essendo di dimensione diversa rispetto alle piastrelle. Trattasi di materiale coordinato quindi la tonalità è abbinabile al fondo. It is MANDATORY to lay Terminale a Elle Monolitico STAGGERED (not following same joint) due to the difference in dimension between tiles and special pieces. The material is coordinated, so the shade can match to the floor.

PESI E MISURE WEIGHT AND SIZES / POIDS ET MESURES / GEWICHTE UND VERPACKUNGEN							
dimensioni sizes dimensions abmessungen	spessore thickness épaisseur stärke	pz/collo pcs/box pc/boite stk/ktn	mq/collo sqm/box m/boite qm/ktn	kg/collo kg/box kg/boite kg/ktn	colli/europal box/europal boites/europal ktn/europal	mq/europal sqm/europal m/europal qm/europal	kg/europal kg/europal kg/europal kg/europal
15,3x31	9 mm	17	0,806	13,17	85	68,51	1140
Battiscopa 7,5x31	9 mm	46	14,26 ml/collo	19,60			
Terminale a Elle 15x4x30	8,5 mm	8	2,40 ml/collo	8,20			



SASSONE RED

SASSONE OUT

Gres porcellanato
Porcelain stoneware



NATURALE NATURAL
15,3x31 6"x12"



Conforme According to
UNI EN 14411 - G Bla



SASSONE



SASSONE RED

NOTE NOTES

I colori e le caratteristiche estetiche dei materiali illustrati nel presente catalogo sono da ritenersi puramente indicativi. Colours and optical features of the materials illustrated in this catalogue are to be regarded as mere indications.

SASSONE OUT **SASSONE**



SSN001/4 ■
Sassone OUT
15,3x31 cm R11
6"x12"
17 📦



SASSONE OUT **SASSONE RED**



SSN002/4 ■
Sassone Red OUT
15,3x31 cm R11
6"x12"
17 📦

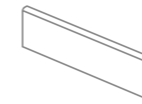


SASSONE OUT



SASSONE

pezzi speciali special pieces

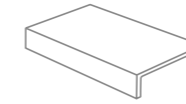


Battiscopa
7,5x31

46 📦

SSN011/35 ■ Sassone

SSN012/35 ■ Sassone Red



Terminale a Elle Monolitico
15x4x30 *

8 📦

SSN021/31 ■ Sassone

SSN022/31 ■ Sassone Red

NOTE NOTES

* È OBBLIGATORIO posare il Terminale a Elle Monolitico SFALSATO essendo di dimensione diversa rispetto alle piastrelle. Trattasi di materiale coordinato quindi la tonalità è abbinabile al fondo. It is MANDATORY to lay Terminale a Elle Monolitico STAGGERED (not following same joint) due to the difference in dimension between tiles and special pieces. The material is coordinated, so the shade can match to the floor.


PESI E MISURE WEIGHT AND SIZES / POIDS ET MESURES / GEWICHTE UND VERPACKUNGEN							
dimensioni sizes dimensions abmessungen	spessore thickness épaisseur stärke	pz/collo pcs/box pc/boite stk/ktn	mq/collo sqm/box m/boite qm/ktn	kg/collo kg/box kg/boite kg/ktn	colli/europal box/europal boites/europal ktn/europal	mq/europal sqm/europal m/europal qm/europal	kg/europal kg/europal kg/europal kg/europal
15,3x31	9 mm	17	0,806	13,17	85	68,51	1140
Battiscopa 7,5x31	9 mm	46	14,26 ml/collo	19,60			
Terminale a Elle 15x4x30	8,5 mm	8	2,40 ml/collo	8,20			



CONCEPT STONE FERRO

CONCEPT STONE OUT

Gres porcellanato
Porcelain stoneware



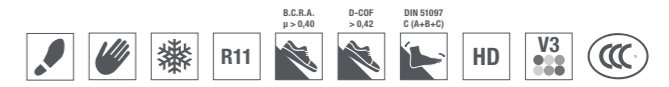
NATURALE NATURAL
31x62 12"x24"




NATURALE NATURAL
15,3x31 6"x12"

NOTE NOTES



I colori e le caratteristiche estetiche dei materiali illustrati nel presente catalogo sono da ritenersi puramente indicativi. Colours and optical features of the materials illustrated in this catalogue are to be regarded as mere indications.




Conforme According to
UNI EN 14411 - G Bla



CONCEPT STONE OUT FERRO

-  16
CNS014/4 ■
 Concept Stone Ferro OUT
 31x62 cm R11
 12"x24"
 7 
-  64
CNS024/4 ■
 Concept Stone Ferro OUT
 15,3x31 cm R11
 6"x12"
 17 

CONCEPT STONE OUT GHISA

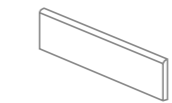
-  16
CNS013/4 ■
 Concept Stone Ghisa OUT
 31x62 cm R11
 12"x24"
 7 
-  64
CNS023/4 ■
 Concept Stone Ghisa OUT
 15,3x31 cm R11
 6"x12"
 17 

CONCEPT STONE OUT CORDA


-  16
CNS012/4 ■
 Concept Stone Corda OUT
 31x62 cm R11
 12"x24"
 7 
-  64
CNS022/4 ■
 Concept Stone Corda OUT
 15,3x31 cm R11
 6"x12"
 17 

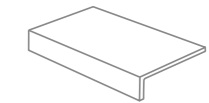
CONCEPT STONE OUT

pezzi speciali special pieces



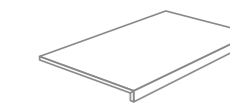
Battiscopa
7,2x62

- 20  ■ Concept Stone Ferro
- CNS074/6** ■ Concept Stone Ferro
- CNS073/6** ■ Concept Stone Ghisa
- CNS072/6** ■ Concept Stone Corda




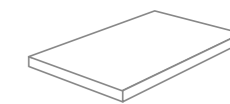
Terminale a Elle Monolitico
15x4x30 *

- 8  ■ Concept Stone Ferro
- CNS134/31** ■ Concept Stone Ferro
- CNS133/31** ■ Concept Stone Ghisa
- CNS132/31** ■ Concept Stone Corda



Gradino Elle
Costa Retta

- 1  ■
- 31x62x5 cm /32** ■



Gradino Angolare Elle
Costa Retta DX/SX

- 1  ■
- 31x62x5 cm /33** ■

NOTE NOTES

* È OBBLIGATORIO posare il Terminale a Elle Monolitico SFALSATO essendo di dimensione diversa rispetto alle piastrelle. Trattasi di materiale coordinato quindi la tonalità è abbinabile al fondo. It is MANDATORY to lay Terminale a Elle Monolitico STAGGERED (not following same joint) due to the difference in dimension between tiles and special pieces. The material is coordinated, so the shade can match to the floor.




PESI E MISURE WEIGHT AND SIZES POIDS ET MESURES / GEWICHTE UND VERPACKUNGEN				
dimensioni sizes dimensions abmessungen	15,3x31	31x62	Battiscopa 7,2x62	Terminale a Elle 15x4x30
spessore thickness épaisseur stärke	9 mm	9 mm	9 mm	8,5 mm
pz/collo pcs/box pc/boite stk/ktn	17	7	20	8
mq/collo sqm/box m/boite qm/ktn	0,806	1,35	12,40 ml/collo	2,40 ml/collo
kg/collo kg/box kg/boite kg/ktn	13,17	23,00	16,45	8,20
colli/europal box/europal boites/europal ktn/europal	85	60		
mq/europal sqm/europal m/europal qm/europal	68,51	81,00		
kg/europal kg/europal kg/europal kg/europal	1140	1400		



ASPEN BEIGE

ASPEN OUT

Gres porcellanato
Porcelain stoneware



NATURALE NATURAL
31x62 12"x24"



NATURALE NATURAL
15,3x31 6"x12"




Conforme According to
UNI EN 14411 - G Bla



BEIGE



GRIGIO



BIANCO

NOTE NOTES

Per la Collezione Aspen sono disponibili i formati da interno vedi pag. 100.
For the Aspen Collection is available the indoor sizes see the pag. 100.

I colori e le caratteristiche estetiche dei materiali illustrati nel presente catalogo sono da ritenersi puramente indicativi. Colours and optical features of the materials illustrated in this catalogue are to be regarded as mere indications.

ASPEN OUT **BEIGE**



8TB338/4 ■
Aspen Beige OUT
31x62 cm R11
12"x24"
7 📦



8TB340A/4 ■
Aspen Beige OUT
15,3x31 cm R11
6"x12"
17 📦



ASPEN OUT **GRIGIO**



8TB339/4 ■
Aspen Grigio OUT
31x62 cm R11
12"x24"
7 📦



8TB341A/4 ■
Aspen Grigio OUT
15,3x31 cm R11
6"x12"
17 📦



ASPEN OUT **BIANCO**



8TB342/4 ■
Aspen Bianco OUT
31x62 cm R11
12"x24"
7 📦

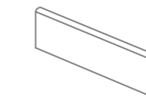


8TB343A/4 ■
Aspen Bianco OUT
15,3x31 cm R11
6"x12"
17 📦



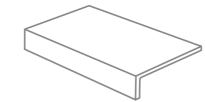
ASPEN OUT

pezzi speciali special pieces



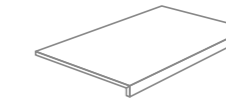
Battiscopa
7x60

20 📦
003531/6 ■ Aspen Bianco
003530/6 ■ Aspen Beige
003533/6 ■ Aspen Grigio



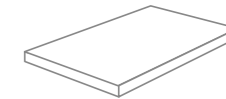
Terminale a Elle Monolitico
15x4x30 *

8 📦
005058/31 ■ Aspen Bianco
003547/31 ■ Aspen Beige
003546/31 ■ Aspen Grigio



Gradino Elle
Costa Retta

1 📦
31x62x5 cm /32 ■



Gradino Angolare Elle
Costa Retta DX/SX

1 📦
31x62x5 cm /33 ■

NOTE NOTES

* È OBBLIGATORIO posare il Terminale a Elle Monolitico SFALSATO essendo di dimensione diversa rispetto alle piastrelle. Trattasi di materiale coordinato quindi la tonalità è abbinabile al fondo. It is MANDATORY to lay Terminale a Elle Monolitico STAGGERED (not following same joint) due to the difference in dimension between tiles and special pieces. The material is coordinated, so the shade can match to the floor.

PESI E MISURE WEIGHT AND SIZES POIDS ET MESURES / GEWICHTE UND VERPACKUNGEN


dimensioni sizes dimensions abmessungen	15,3x31	31x62	Battiscopa 7x60	Terminale a Elle 15x4x30
spessore thickness épaisseur stärke	9 mm	9 mm	8,5 mm	8,5 mm
pz/collo pcs/box pc/boite stk/ktn	17	7	20	8
mq/collo sqm/box m/boite qm/ktn	0,806	1,35	12,40 ml/collo	2,40 ml/collo
kg/collo kg/box kg/boite kg/ktn	13,17	22,60	17,00	8,20
colli/eurolap box/eurolap boites/eurolap ktn/eurolap	85	60		
mq/eurolap sqm/eurolap m/eurolap qm/eurolap	68,51	81,00		
kg/eurolap kg/eurolap kg/eurolap	1140	1380		



CEMENTONE GARE SAND

CEMENTONE OUT

Gres porcellanato
Porcelain stoneware



NATURALE NATURAL
31x62 12"x24"

NOTE NOTES

I colori e le caratteristiche estetiche dei materiali illustrati nel presente catalogo sono da ritenersi puramente indicativi. Colours and optical features of the materials illustrated in this catalogue are to be regarded as mere indications.



Conforme According to
UNI EN 14411 - G Bla



GARE SAND



GARE GREY

CEMENTONE OUT **GARE SAND**



303922/4
 Cementone Gare Sand OUT
31x62 cm
 12"x24"
 7



CEMENTONE OUT **GARE GREY**



303923/4
 Cementone Gare Grey OUT
31x62 cm
 12"x24"
 7

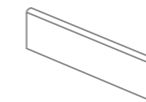


CEMENTONE OUT

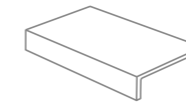


CEMENTONE GARE GREY

pezzi speciali special pieces



**Battiscopa
 7x60**
 20
801540/6 Cementone Gare Sand
801543/6 Cementone Gare Grey



**Terminale a Elle Monolitico
 15x4x30 ***
 8
801873/31 Cementone Gare Sand
801874/31 Cementone Gare Grey

NOTE NOTES

* È OBBLIGATORIO posare il Terminale a Elle Monolitico SFALSATO essendo di dimensione diversa rispetto alle piastrelle. Trattasi di materiale coordinato quindi la tonalità è abbinabile al fondo. It is MANDATORY to lay Terminale a Elle Monolitico STAGGERED (not following same joint) due to the difference in dimension between tiles and special pieces. The material is coordinated, so the shade can match to the floor.


PESI E MISURE WEIGHT AND SIZES / POIDS ET MESURES / GEWICHTE UND VERPACKUNGEN							
dimensioni sizes dimensions abmessungen	spessore thickness épaisseur stärke	pz/collo pcs/box pc/boite stk/ktn	mq/collo sqm/box m/boite qm/ktn	kg/collo kg/box kg/boite kg/ktn	colli/europal box/europal boites/europal ktn/europal	mq/europal sqm/europal m/europal qm/europal	kg/europal kg/europal kg/europal kg/europal
31x62	9 mm	7	1,35	22,60	60	81,00	1380
Battiscopa 7x60	9 mm	20	12,00 ml/collo	16,45			
Terminale a Elle 15x4x30	8,5 mm	8	2,40 ml/collo	8,20			



NATURE OUT BIANCO

NATURE OUT

Gres porcellanato
Porcelain stoneware



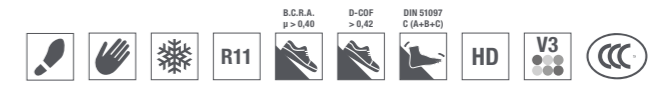
NATURALE NATURAL
31x62 12"x24"



NATURALE NATURAL
15,3x31 6"x12"

NOTE NOTES

I colori e le caratteristiche estetiche dei materiali illustrati nel presente catalogo sono da ritenersi puramente indicativi. Colours and optical features of the materials illustrated in this catalogue are to be regarded as mere indications.



Conforme According to
UNI EN 14411 - G Bla



ESTERNI

NATURE OUT **BIANCO**



303916/4 ■
Nature Bianco OUT
31x62 cm
12"x24"
7



303996/4 ■
Nature Bianco OUT
15,3x31 cm
6"x12"
17



NATURE OUT **GRIGIO**



303917/4 ■
Nature Grigio OUT
31x62 cm
12"x24"
7



303997/4 ■
Nature Grigio OUT
15,3x31 cm
6"x12"
17



NATURE OUT **GREIGE**



303918/4 ■
Nature Greige OUT
31x62 cm
12"x24"
7



303998/4 ■
Nature Greige OUT
15,3x31 cm
6"x12"
17



NATURE OUT



NATURE OUT GRIGIO

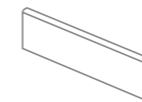
NATURE OUT



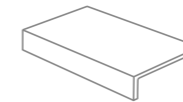
NATURE OUT GREIGE

ESTERNI

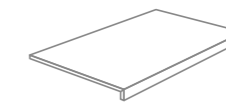
pezzi speciali special pieces



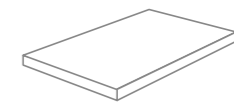
**Battiscopa
7x60**
20
801828/6 ■ Nature Bianco
801830/6 ■ Nature Grigio
801831/6 ■ Nature Greige



**Terminale a Elle Monolitico
15x4x30 ***
8
801861/31 ■ Nature Bianco
801862/31 ■ Nature Grigio
801863/31 ■ Nature Greige



**Gradino Elle
Costa Retta**
1
31x62x5 cm /32 ■




**Gradino Angolare Elle
Costa Retta DX/SX**
1
31x62x5 cm /33 ■

NOTE NOTES

* È OBBLIGATORIO posare il Terminale a Elle Monolitico SFALSATO essendo di dimensione diversa rispetto alle piastrelle. Trattasi di materiale coordinato quindi la tonalità è abbinabile al fondo. It is MANDATORY to lay Terminale a Elle Monolitico STAGGERED (not following same joint) due to the difference in dimension between tiles and special pieces. The material is coordinated, so the shade can match to the floor.

PESI E MISURE WEIGHT AND SIZES / POIDS ET MESURES / GEWICHTE UND VERPACKUNGEN							
dimensioni sizes dimensions abmessungen	spessore thickness épaisseur stärke	pz/collo pcs/box pc/boite stk/ktn	mq/collo sqm/box m/boite qm/ktn	kg/collo kg/box kg/boite kg/ktn	colli/europal box/europal boites/europal ktn/europal	mq/europal sqm/europal m/europal qm/europal	kg/europal kg/europal kg/europal kg/europal
15,3x31	9 mm	17	0,806	13,17	85	68,51	1140
31x62	9 mm	7	1,35	22,60	60	81,00	1380
Battiscopa 7x60	9 mm	20	12,00 ml/collo	16,45			
Terminale a Elle 15x4x30	8,5 mm	8	2,40 ml/collo	8,20			



ROCCIONE

PIETRONE & ROCCIONEOUT

Gres porcellanato
Porcelain stoneware



NATURALE NATURAL
31x62 12"x24"



Conforme According to
UNI EN 14411 - G Bla



PIETRONE



ROCCIONE

NOTE NOTES

I colori e le caratteristiche estetiche dei materiali illustrati nel presente catalogo sono da ritenersi puramente indicativi. Colours and optical features of the materials illustrated in this catalogue are to be regarded as mere indications.

PIETRONE OUT



005062/4 ■
Pietrone OUT
31x62 cm
12"x24"
7



ROCCIONE OUT



005063/4 ■
Roccione OUT
31x62 cm
12"x24"
7

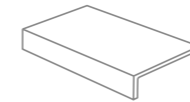


PIETRONE & ROCCIONE OUT



PIETRONE

pezzi speciali special pieces



Terminale a Elle Monolitico
15x4x30 *

8

004095/31 ■ Pietrone
004096/31 ■ Roccione

NOTE NOTES

* È OBBLIGATORIO posare il Terminale a Elle Monolitico SFALSATO essendo di dimensione diversa rispetto alle piastrelle. Trattasi di materiale coordinato quindi la tonalità è abbinabile al fondo. It is MANDATORY to lay Terminale a Elle Monolitico STAGGERED (not following same joint) due to the difference in dimension between tiles and special pieces. The material is coordinated, so the shade can match to the floor.

PESI E MISURE WEIGHT AND SIZES / POIDS ET MESURES / GEWICHTE UND VERPACKUNGEN

dimensioni sizes dimensions abmessungen	spessore thickness épaisseur stärke	pz/collo pcs/box pc/boite stk/ktn	mq/collo sqm/box m/boite qm/ktn	kg/collo kg/box kg/boite kg/ktn	colli/europal box/europal boites/europal ktn/europal	mq/europal sqm/europal m/europal qm/europal	kg/europal kg/europal kg/europal kg/europal
31x62	9 mm	7	1,35	22,60	60	81,00	1380
Terminale a Elle 15x4x30	8,5 mm	8	2,40 ml/collo	8,20			

FORMATI SIZES



31x62 cm
12"x24"
NATURALE
NATURAL

ARDESIA P.222
DOLMEN P.226
GRANITI P.240
SPACCONE P.244
MYTHOS LISTARELLA P.248
MURO DI SIENA P.252



30x60 cm
12"x24"
RETTIFICATO
RECTIFIED

MYTHOS LISTARELLA P.248




7,4x31 cm
3"x12"
NATURALE
NATURAL

BRICKONE P.230

MURETTI

GRES PORCELLANATO PORCELAIN STONEWARE






ARDESIA TAUPE

ARDESIA

Gres porcellanato
Porcelain stoneware



NATURALE NATURAL
31x62 12"x24"



Conforme According to
UNI EN 14411 - G Bla



TAUPE



SILVER

NOTE NOTES

I colori e le caratteristiche estetiche dei materiali illustrati nel presente catalogo sono da ritenersi puramente indicativi. Colours and optical features of the materials illustrated in this catalogue are to be regarded as mere indications.

ARDESIA **TAUPE**



ARDE001/4 ■
Ardesia Taupe
31x62 cm
12"x24"
8 📦



ARDESIA **SILVER**



ARDE002/4 ■
Ardesia Silver
31x62 cm
12"x24"
8 📦

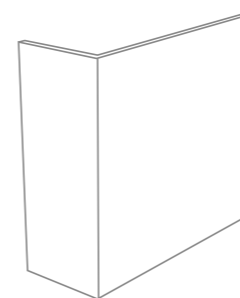


ARDESIA



ARDESIA SILVER

pezzi speciali special pieces



Angolo Rivestimento
20 📦
13x34x31/36 ■

PESI E MISURE WEIGHT AND SIZES / POIDS ET MESURES / GEWICHTE UND VERPACKUNGEN


dimensioni sizes dimensions abmessungen	spessore thickness épaisseur stärke	pz/collo pcs/box pc/boite stk/ktn	mq/collo sqm/box m/boite qm/ktn	kg/collo kg/box kg/boite kg/ktn	coll/europal box/europal boites/europal ktn/europal	mq/europal sqm/europal m/europal qm/europal	kg/europal kg/europal kg/europal kg/europal
31x62	8,5 mm	8	1,54	23,00	60	92,40	1400



DOLMEN BEIGE

DOLMEN

Gres porcellanato
Porcelain stoneware



NATURALE NATURAL
31x62 12"x24"



Conforme According to
UNI EN 14411 - G Bla



BEIGE



GREY

NOTE NOTES

I colori e le caratteristiche estetiche dei materiali illustrati nel presente catalogo sono da ritenersi puramente indicativi. Colours and optical features of the materials illustrated in this catalogue are to be regarded as mere indications.

DOLMEN BEIGE



DOLM002/4 ■
Dolmen Taupe
31x62 cm
12"x24"
8



DOLMEN GREY



DOLM001/4 ■
Dolmen Grey
31x62 cm
12"x24"
8

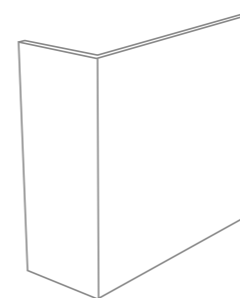


DOLMEN



DOLMEN GREY

pezzi speciali special pieces



Angolo Rivestimento
20
13x34x31/36 ■

PESI E MISURE WEIGHT AND SIZES / POIDS ET MESURES / GEWICHTE UND VERPACKUNGEN							
dimensioni sizes dimensions abmessungen	spessore thickness épaisseur stärke	pz/collo pcs/box pc/boite stk/ktn	mq/collo sqm/box m/boite qm/ktn	kg/collo kg/box kg/boite kg/ktn	colli/europal box/europal boites/europal ktn/europal	mq/europal sqm/europal m/europal qm/europal	kg/europal kg/europal kg/europal kg/europal
31x62	8,5 mm	8	1,54	24,00	60	92,40	1400



BRICKONE ROSSO BERLINO

BRICKONE

Gres porcellanato
Porcelain stoneware

NATURALE NATURAL
7,4x31 3"x12"

NOTE NOTES

Superficie posata con fuga da 1 cm.
Layed surface with 1 cm joint.

I colori e le caratteristiche estetiche dei materiali illustrati nel presente catalogo sono da ritenersi puramente indicativi. Colours and optical features of the materials illustrated in this catalogue are to be regarded as mere indications.



Conforme According to
UNI EN 14411 - G Bla



BIANCO MANHATTAN



VECCHIA FIRENZE



ANTICA ROMA



ROSSO BERLINO



TERRE D'UMBRIA



FUMO DI LONDRA

BRICKONE BIANCO MANHATTAN

240
BKN005/37 ■
BrickOne Bianco Manhattan
7,4x31 cm
3"x12"
34



BRICKONE ANTICA ROMA

240
BKN003/37 ■
BrickOne Antica Roma
7,4x31 cm
3"x12"
34



BRICKONE



BRICKONE BIANCO MANHATTAN



BRICKONE ANTICA ROMA

BRICKONE TERRE D'UMBRIA

240
BKN002/37 ■
BrickOne Terre d'Umbria
7,4x31 cm
3"x12"
34



BRICKONE VECCHIA FIRENZE

240
BKN001/37 ■
BrickOne Vecchia Firenze
7,4x31 cm
3"x12"
34



BRICKONE



BRICKONE TERRE D'UMBRIA



BRICKONE VECCHIA FIRENZE

BRICKONE ROSSO BERLINO

240
BKN004/37
BrickOne Rosso Berlino
7,4x31 cm
3"x12"
34




BRICKONE FUMO DI LONDRA

240
BKN006/37
BrickOne Fumo di Londra
7,4x31 cm
3"x12"
34



BRICKONE



BRICKONE ROSSO BERLINO



BRICKONE FUMO DI LONDRA



BRICKONE ROSSO BERLINO / SASSONE



BRICKONE VECCHIA FIRENZE

pezzi speciali special pieces



Angolo Esterno
31x15,5x7,4

12

- BKN015/31 ■ BrickOne Bianco Manhattan
- BKN013/31 ■ BrickOne Antica Roma
- BKN012/31 ■ BrickOne Terre d'Umbria
- BKN011/31 ■ BrickOne Vecchia Firenze
- BKN014/31 ■ BrickOne Rosso Berlino
- BKN016/31 ■ BrickOne Fumo di Londra


Angolo Jolly
7,4x31

34

- /38 ■ BrickOne Bianco Manhattan
- /38 ■ BrickOne Antica Roma
- /38 ■ BrickOne Terre d'Umbria
- /38 ■ BrickOne Vecchia Firenze
- /38 ■ BrickOne Rosso Berlino
- /38 ■ BrickOne Fumo di Londra

NOTE Nelle dimensioni mq/collo è considerata la fuga 1 cm. NOTES In the sq.m/pack sizes, a joint of 1 cm has been considered.


PESI E MISURE WEIGHT AND SIZES / POIDS ET MESURES / GEWICHTE UND VERPACKUNGEN							
dimensioni sizes dimensions abmessungen	spessore thickness épaisseur stärke	pz/collo pcs/box pc/boite stk/ktn	mq/collo sqm/box m/boite qm/ktn	kg/collo kg/box kg/boite kg/ktn	colli/europal box/europal boites/europal ktn/europal	mq/europal sqm/europal m/europal qm/europal	kg/europal kg/europal kg/europal kg/europal
7,4x31	9 mm	34	0,91	12,70	85	77,35	1100
Angolo Esterno 31x15,5x7,4	9 mm	12	5,58 ml/collo	6,60			
Angolo Jolly 31x7,4	9 mm	34	10,54 ml/collo	12,48			



GRANITO BEIGE

GRANITI

Gres porcellanato
Porcelain stoneware



NATURALE NATURAL
31x62 12"x24"

NOTE NOTES

I colori e le caratteristiche estetiche dei materiali illustrati nel presente catalogo sono da ritenersi puramente indicativi. Colours and optical features of the materials illustrated in this catalogue are to be regarded as mere indications.



Conforme According to
UNI EN 14411 - G Bla



GRIGIO



BEIGE


GRANITI GRIGIO



002645/4 ■
Granito Grigio
31x62 cm
12"x24"
7



GRANITI BEIGE



002646/4 ■
Granito Beige
31x62 cm
12"x24"
7

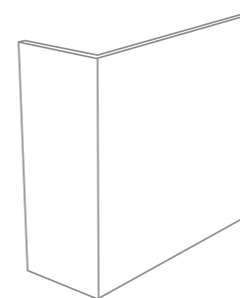


GRANITI



GRANITI GRIGIO

pezzi speciali special pieces



Angolo Rivestimento
20
13x34x31/36 ■

PESI E MISURE WEIGHT AND SIZES / POIDS ET MESURES / GEWICHTE UND VERPACKUNGEN


dimensioni sizes dimensions abmessungen	spessore thickness épaisseur stärke	pz/collo pcs/box pc/boite stk/ktn	mq/collo sqm/box m/boite qm/ktn	kg/collo kg/box kg/boite kg/ktn	coll/europal box/europal boites/europal ktn/europal	mq/europal sqm/europal m/europal qm/europal	kg/europal kg/europal kg/europal kg/europal
31x62	9 mm	7	1,35	22,50	40	54,00	920



SPACCONE BEIGE / VISION SAND

SPACCONE

Gres porcellanato
Porcelain stoneware



NATURALE NATURAL
31x62 12"x24"

NOTE NOTES

I colori e le caratteristiche estetiche dei materiali illustrati nel presente catalogo sono da ritenersi puramente indicativi. Colours and optical features of the materials illustrated in this catalogue are to be regarded as mere indications.



Conforme According to
UNI EN 14411 - G Bla




BEIGE



GRIGIO


SPACCONE BEIGE



SCC002/4 ■
SpaccOne Beige
31x62 cm
12"x24"
7



SPACCONE GRIGIO



SCC001/4 ■
SpaccOne Grigio
31x62 cm
12"x24"
7

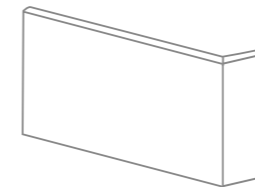


SPACCONE



SPACCONE GRIGIO

pezzi speciali special pieces



Angolo Esterno

4
55x5x31/36 ■

PESI E MISURE WEIGHT AND SIZES / POIDS ET MESURES / GEWICHTE UND VERPACKUNGEN


dimensioni sizes dimensions abmessungen	spessore thickness épaisseur stärke	pz/collo pcs/box pc/boite stk./ktn	mq/collo sqm/box m/boite qm/ktn	kg/collo kg/box kg/boite kg/ktn	colli/europal box/europal boites/europal ktn/europal	mq/europal sqm/europal m/europal qm/europal	kg/europal kg/europal kg/europal kg/europal
31x62	9 mm	7	1,35	23,00	60	81,00	1400
Angolo Esterno 55x5x31	9 mm	4	2,40 ml/collo	16,45			



MYTHOS IVORY / MYTHOS ÉCRU / LISTARELLA MYTHOS IVORY

MYTHOS LISTARELLA

Gres porcellanato
Porcelain stoneware



NATURALE NATURAL
31x62 12"x24"
RETTIFICATO RECTIFIED
30x60 12"x24"

NOTE NOTES

I colori e le caratteristiche estetiche dei materiali illustrati nel presente catalogo sono da ritenersi puramente indicativi. Colours and optical features of the materials illustrated in this catalogue are to be regarded as mere indications.



Conforme According to
UNI EN 14411 - G Bla



IVORY

MYTHOS LISTARELLA **IVORY**



MLS001/4 ■
 Mythos Listarella Ivory
31x62 cm
 12"x24"
 7



MLS011/5 ■
 Mythos Listarella Ivory
30x60 cm Rett.
 12"x24" Rect.
 7

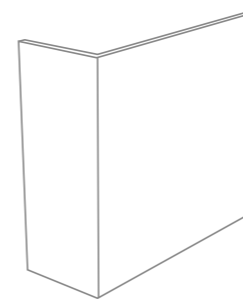


MYTHOS LISTARELLA



MYTHOS IVORY / LISTARELLA MYTHOS IVORY

pezzi speciali special pieces



Angolo Rivestimento
 20
13x34x31/36 ■

Angolo Rivestimento RTT
 20
13x34x30/62 ■

PESI E MISURE WEIGHT AND SIZES / POIDS ET MESURES / GEWICHTE UND VERPACKUNGEN


dimensioni sizes dimensions abmessungen	spessore thickness épaisseur stärke	pz/collo pcs/box pc/boite stk/ktn	mq/collo sqm/box m/boite qm/ktn	kg/collo kg/box kg/boite kg/ktn	colli/europal box/europal boites/europal ktn/europal	mq/europal sqm/europal m/europal qm/europal	kg/europal kg/europal kg/europal kg/europal
31x62	9 mm	7	1,35	22,50	60	81,00	1400
30x60 RTT	9 mm	7	1,26	22,33	60	75,60	1360



MURO DI SIENA BEIGE

MURO DI SIENA

Gres porcellanato
Porcelain stoneware



NATURALE NATURAL
31x62 12"x24"

NOTE NOTES


I colori e le caratteristiche estetiche dei materiali illustrati nel presente catalogo sono da ritenersi puramente indicativi. Colours and optical features of the materials illustrated in this catalogue are to be regarded as mere indications.



Conforme According to
UNI EN 14411 - G Bla




MURO DI SIENA BEIGE



002941/4 ■
Muro di Siena Beige
31x62 cm R10
12"x24"
7



MURO DI SIENA RED



004404/4 ■
Muro di Siena Red
31x62 cm R11
12"x24"
7

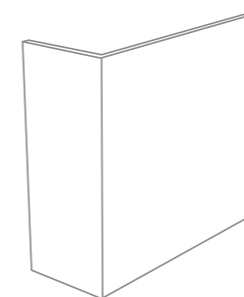


MURO DI SIENA



MURO DI SIENA RED

pezzi speciali special pieces



Angolo Rivestimento
20
13x34x31/36 ■

PESI E MISURE WEIGHT AND SIZES / POIDS ET MESURES / GEWICHTE UND VERPACKUNGEN							
dimensioni sizes dimensions abmessungen	spessore thickness épaisseur stärke	pz/collo pcs/box pc/boite stk./ktn	mq/collo sqm/box m/boite qm/ktn	kg/collo kg/box kg/boite kg/ktn	colli/europal box/europal boites/europal ktn/europal	mq/europal sqm/europal m/europal qm/europal	kg/europal kg/europal kg/europal kg/europal
Beige 31x62	9 mm	7	1,35	25,00	40	54,00	1020
Red 31x62	9 mm	7	1,35	25,00	60	81,00	1400

FORMATI SIZES \cong 2 cm $\frac{3}{4}$ "



60x120 cm
24"x48"
RETTIFICATO
RECTIFIED

SCOUT P.264
ULTRA ASPEN P.272
ULTRA CONTEMPORARY P.282
ULTRA GARE P.280



30x122 cm
12"x48"
RETTIFICATO
RECTIFIED

ULTRA ESSENZE P.286
ULTRA IKON P.288
ULTRA UNIVERSAL P.289



81x81 cm
32"x32"
RETTIFICATO
RECTIFIED

SCOUT P.264
ULTRA MUSTANG P.271
ULTRA ASPEN P.272
ULTRA GARE P.280
ULTRA CONTEMPORARY P.282



40,5x81 cm
16"x32"
RETTIFICATO
RECTIFIED

FOREST P.289
SCOUT P.264
ULTRA ASPEN P.272
ULTRA ESSENZE P.286
ULTRA UNIVERSAL P.289



60x60 cm
24"x24"
RETTIFICATO
RECTIFIED

SCOUT P.264
ULTRA VALS P.267
ULTRA MANSION P.268
ULTRA BARGE P.270
ULTRA BAVIERA P.270
ULTRA BLACK P.266
ULTRA MUSTANG P.271
ULTRA LANDSCAPE P.269
ULTRA ASPEN P.272
ULTRA SLATE P.271
ULTRA SELCIATO P.274
ULTRA GARE P.280
ULTRA CONTEMPORARY P.282
ULTRA BASIC P.281
ULTRA CULT P.283
ULTRA WOOD P.288
ULTRA SOLID P.278

FORMATI SIZES \cong 3 cm $1\frac{1}{4}$ "



90x90 cm
36"x36"
RETTIFICATO
RECTIFIED

SCOUT P.264
ULTRA MUSTANG P.271
ULTRA GARE P.280
ULTRA CONTEMPORARY P.282
ULTRA BASIC P.281



45x90 cm
18"x36"
RETTIFICATO
RECTIFIED

FOREST P.289
ULTRA ASPEN P.272
ULTRA BLACK P.266
ULTRA GARE P.280
ULTRA CONTEMPORARY P.282
ULTRA IKON P.288



60x60 cm
24"x24"
RETTIFICATO
RECTIFIED

SCOUT P.264
ULTRA MUSTANG P.271
ULTRA LANDSCAPE P.269
ULTRA ASPEN P.272
ULTRA GARE P.280
ULTRA CONTEMPORARY P.282
ULTRA BASIC P.281

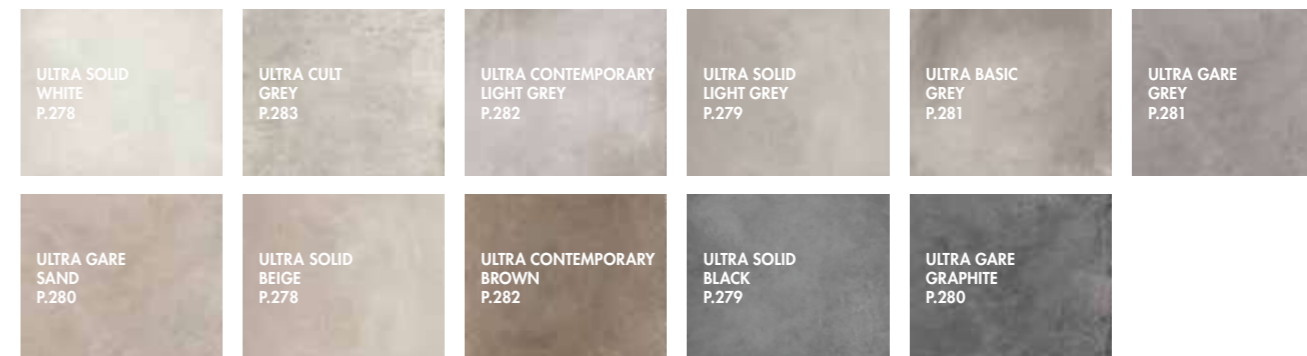
SPESSORATI

GRES PORCELLANATO RETTIFICATO RECTIFIED PORCELAIN STONEWARE


Effetto Pietra Stone Look



Effetto Cemento Concrete Look



Effetto legno Wood Look





SPESSORATI

Gres porcellanato impasto colorato Colored body porcelain stoneware



Conforme According to
UNI EN 14411 - G Bla

La sezione Spessorati racchiude l'offerta di Cotto Petrus per le pavimentazioni esterne (aree urbane, viali, terrazze, piscine, parcheggi, giardini pubblici etc.). Lo spessore disponibile 20 mm e il nuovo 30 mm e le elevate prestazioni tecniche, unite alla semplicità di installazione e rimozione, rendono questi prodotti versatili e sicuri sia in aree pubbliche che private. Le tipologie di installazione, su erba, su sabbia, su ghiaia, su massetto con colla o sopraelevata, soddisfano le varie necessità. Spessorati is the Cotto Petrus solution for exterior flooring (urban areas, avenues, terraces, swimming pools, parking areas, public gardens, and many more...). The available thickness 20 mm and the new 30 mm and the high technical performance, combined with the simplicity of the installation and removal, make these products versatile and safe both in public and private areas. The types of installation, on grass, on sand, on gravel, screed with glue or raised, fully meet the various needs.

DESTINAZIONI D'USO APPLICATIONS



STABILIMENTI BALNEARI
BATHING ESTABLISHMENTS



MURI DI SOSTEGNO
RETAINING WALLS



GIARDINI
GARDENS



**AREE INDUSTRIALI/
COMMERCIALI**
INDUSTRIAL/
COMMERCIAL AREAS



**CAMMINAMENTI E
ARREDO URBANO**
WALKWAYS AND
URBAN DESIGN



PARCHI
PARKS



PATIO E TERRAZZE
PATIOS AND TERRACES



AREE CARRABILI
DRIVE-OVER AREAS

VERSATILITÀ DI POSA LAYING VERSATILITY

A Ultra Mustang Rettificato **81x81** 32"x32"
POSA SU MASSETTO CON COLLA
LAYING ON SCREED WITH ADHESIVE
POSA SU GHIAIA
INSTALLATION ON GRAVEL

B Ultra Gare Graphite Rettificato **60x60** 24"x24"
POSA SU MASSETTO CON COLLA
LAYING ON SCREED WITH ADHESIVE

C Ultra Contemporary Light Grey Rettificato **60x60** 24"x24"
POSA SU MASSETTO CON COLLA
LAYING ON SCREED WITH ADHESIVE
POSA SU ERBA
INSTALLATION ON GRASS

D New Ultra Vals Light Rettificato **60x60** 24"x24"
POSA SOPRAELEVATA
RAISED FLOORING

E Ultra Essenze Cannella Rettificato **40,5x81** 16"x32"
POSA SOPRAELEVATA
RAISED FLOORING

NOTE NOTES
I colori e le caratteristiche estetiche dei materiali illustrati nel presente catalogo sono da ritenersi puramente indicativi. Colours and optical features of the materials illustrated in this catalogue are to be regarded as mere indications.



NEW ULTRA SLATE GREY

SPESSORATI

EFFETTO PIETRA STONE LOOK

FORMATI SIZES $\cong 2 \text{ cm } \frac{3}{4}''$

<p>60x120 cm 24"x48" RETTIFICATO RECTIFIED</p> <p>SCOUT P.264 ULTRA ASPEN P.272</p>	<p>81x81 cm 32"x32" RETTIFICATO RECTIFIED</p> <p>SCOUT P.264 ULTRA MUSTANG P.271 ULTRA ASPEN P.272</p>	<p>40,5x81 cm 16"x32" RETTIFICATO RECTIFIED</p> <p>SCOUT P.264 ULTRA ASPEN P.272</p>	<p>60x60 cm 24"x24" RETTIFICATO RECTIFIED</p> <p>SCOUT P.264 ULTRA VALS P.267 ULTRA MANSION P.268 ULTRA BARGE P.270 ULTRA BAVIERA P.270 ULTRA BLACK P.266 ULTRA MUSTANG P.271 ULTRA LANDSCAPE P.269 ULTRA ASPEN P.272 ULTRA SLATE P.271 ULTRA SELCIATO P.274</p>
---	--	--	--

FORMATI SIZES $\cong 3 \text{ cm } 1\frac{1}{4}''$

<p>90x90 cm 36"x36" RETTIFICATO RECTIFIED</p> <p>SCOUT P.264 ULTRA MUSTANG P.271</p>	<p>45x90 cm 18"x36" RETTIFICATO RECTIFIED</p> <p>ULTRA ASPEN P.272 ULTRA BLACK P.266</p>	<p>60x60 cm 24"x24" RETTIFICATO RECTIFIED</p> <p>SCOUT P.264 ULTRA MUSTANG P.271 ULTRA LANDSCAPE P.269 ULTRA ASPEN P.272</p>
--	--	--

SPESSORATI



NEW ULTRA VALS LIGHT

SPESSORATI



ULTRA ASPEN ANTRACITE



NEW SCOUT FOG



ULTRA BAVIERA

SCOUT WHITE



303623/15 ■
New Scout White
60x60 cm Rett. \approx 2 cm
24"x24" Rect. \approx 3/4"
2

SCOUT BEIGE



303803/39 ■
Scout Beige
60x120 cm Rett. \approx 2 cm
24"x48" Rect. \approx 3/4"
1



303777/40 ■
New Scout Beige
81x81 cm Rett. \approx 2 cm
32"x32" Rect. \approx 3/4"
2



303785/40 ■
New Scout Beige
40,5x81 cm Rett. \approx 2 cm
16"x32" Rect. \approx 3/4"
2



303569/15 ■
New Scout Beige
60x60 cm Rett. \approx 2 cm
24"x24" Rect. \approx 3/4"
2



303833/41 ■
Scout Beige
90x90 cm Rett. \approx 3 cm
36"x36" Rect. \approx 1 1/4"
1



303632/42 ■
Scout Beige
60x60 cm Rett. \approx 3 cm
24"x24" Rect. \approx 1 1/4"
1


SCOUT FOG



303804/39 ■
Scout Fog
60x120 cm Rett. \approx 2 cm
24"x48" Rect. \approx 3/4"
1



303778/40 ■
New Scout Fog
81x81 cm Rett. \approx 2 cm
32"x32" Rect. \approx 3/4"
2



303786/40 ■
New Scout Fog
40,5x81 cm Rett. \approx 2 cm
16"x32" Rect. \approx 3/4"
2




303571/15 ■
New Scout Fog
60x60 cm Rett. \approx 2 cm
24"x24" Rect. \approx 3/4"
2

SCOUT SMOKE



303779/40 ■
New Scout Smoke
81x81 cm Rett. \approx 2 cm
32"x32" Rect. \approx 3/4"
2



303787/40 ■
New Scout Smoke
40,5x81 cm Rett. \approx 2 cm
16"x32" Rect. \approx 3/4"
2



303570/15 ■
New Scout Smoke
60x60 cm Rett. \approx 2 cm
24"x24" Rect. \approx 3/4"
2



303631/42 ■
Scout Smoke
60x60 cm Rett. \approx 3 cm
24"x24" Rect. \approx 1 1/4"
1



SCOUT BLACK



6

303572/15 ■
New Scout Black
60x60 cm Rett. \approx 2 cm
24"x24" Rect. \approx 3/4"
2



6

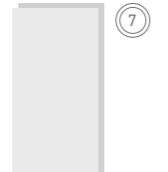
303633/42 ■
Scout Black
60x60 cm Rett. \approx 3 cm
24"x24" Rect. \approx 1 1/4"
1

ULTRA BLACK



28

303573/15 ■
New Ultra Black
60x60 cm Rett. \approx 2 cm
24"x24" Rect. \approx 3/4"
2



7

303978/43 ■
Ultra Black
45x90 cm Rett. \approx 3 cm
18"x36" Rect. \approx 1 1/4"
1

ULTRA VALS LIGHT



14

303627/15 ■
New Ultra Vals Light
60x60 cm Rett. \approx 2 cm
24"x24" Rect. \approx 3/4"
2

ULTRA VALS DARK



14

303628/15 ■
New Ultra Vals Dark
60x60 cm Rett. \approx 2 cm
24"x24" Rect. \approx 3/4"
2



ULTRA MANSION **MID**



303763/15 ■
Ultra Mansion Mid
60x60 cm Rett. \approx 2 cm
24"x24" Rect. \approx 3/4"
2

ULTRA MANSION **WARM**



303794/15 ■
Ultra Mansion Warm
60x60 cm Rett. \approx 2 cm
24"x24" Rect. \approx 3/4"
2

ULTRA LANDSCAPE **NIGHT**



303625/15 ■
New Ultra Landscape Night
60x60 cm Rett. \approx 2 cm
24"x24" Rect. \approx 3/4"
2



303634/42 ■
Ultra Landscape Night
60x60 cm Rett. \approx 3 cm
24"x24" Rect. \approx 1 1/4"
1

ULTRA LANDSCAPE **DAY**



303626/15 ■
New Ultra Landscape Day
60x60 cm Rett. \approx 2 cm
24"x24" Rect. \approx 3/4"
2



ULTRA BARGE



28

303621/15 ■
New Ultra Barge
60x60 cm Rett. ± 2 cm
24"x24" Rect. ± 3/4"
2

ULTRA BAVIERA



20

303657/15 ■
Ultra Baviera
60x60 cm Rett. ± 2 cm
24"x24" Rect. ± 3/4"
2

ULTRA SLATE GREY



14

303620/15 ■
New Ultra Slate Grey
60x60 cm Rett. ± 2 cm
24"x24" Rect. ± 3/4"
2

ULTRA MUSTANG




10

303776/40 ■
New Ultra Mustang
81x81 cm Rett. ± 2 cm
32"x32" Rect. ± 3/4"
2



23

303619/15 ■
New Ultra Mustang
60x60 cm Rett. ± 2 cm
24"x24" Rect. ± 3/4"
2




8

303831/41 ■
Ultra Mustang
90x90 cm Rett. ± 3 cm
36"x36" Rect. ± 1 1/4"
1



16

303636/42 ■
Ultra Mustang
60x60 cm Rett. ± 3 cm
24"x24" Rect. ± 1 1/4"
1



ULTRA ASPEN BIANCO



004151/15 ■
New Ultra Aspen Bianco
60x60 cm Rett. \pm 2 cm
24"x24" Rect. \pm 3/4"
2

ULTRA ASPEN GRIGIO



004547/39 ■
Ultra Aspen Grigio
60x120 cm Rett. \pm 2 cm
24"x48" Rect. \pm 3/4"
1



004498/40 ■
New Ultra Aspen Grigio
81x81 cm Rett. \pm 2 cm
32"x32" Rect. \pm 3/4"
2



004500/40 ■
New Ultra Aspen Grigio
40,5x81 cm Rett. \pm 2 cm
16"x32" Rect. \pm 3/4"
2



004154/15 ■
New Ultra Aspen Grigio
60x60 cm Rett. \pm 2 cm
24"x24" Rect. \pm 3/4"
2



004491/43 ■
Ultra Aspen Grigio
45x90 cm Rett. \pm 3 cm
18"x36" Rect. \pm 1 1/4"
1



004195/42 ■
Ultra Aspen Grigio
60x60 cm Rett. \pm 3 cm
24"x24" Rect. \pm 1 1/4"
1

ULTRA ASPEN FUMÈ



004152/15 ■
New Ultra Aspen Fumè
60x60 cm Rett. \pm 2 cm
24"x24" Rect. \pm 3/4"
2


ULTRA ASPEN ANTRACITE



004548/39 ■
Ultra Aspen Antracite
60x120 cm Rett. \pm 2 cm
24"x48" Rect. \pm 3/4"
1




004499/40 ■
New Ultra Aspen Antracite
81x81 cm Rett. \pm 2 cm
32"x32" Rect. \pm 3/4"
2



004501/40 ■
New Ultra Aspen Antracite
40,5x81 cm Rett. \pm 2 cm
16"x32" Rect. \pm 3/4"
2



004153/15 ■
New Ultra Aspen Antracite
60x60 cm Rett. \pm 2 cm
24"x24" Rect. \pm 3/4"
2



004492/43 ■
Ultra Aspen Antracite
45x90 cm Rett. \pm 3 cm
18"x36" Rect. \pm 1 1/4"
1



004194/42 ■
Ultra Aspen Antracite
60x60 cm Rett. \pm 3 cm
24"x24" Rect. \pm 1 1/4"
1



ULTRA ASPEN BEIGE



005055/15 ■
New Ultra Aspen Beige
60x60 cm Rett. ± 2 cm
24"x24" Rect. ± 3/4"
2

ULTRA SELCIATO



303768/75 ■
Ultra Selciato
60x60 cm Rett. ± 2 cm
24"x24" Rect. ± 3/4"
2



SELCIATO



ULTRA BASIC GREY

SPESSORATI

EFFETTO CEMENTO CONCRETE LOOK

FORMATI SIZES $\cong 2$ cm $\frac{3}{4}$ "

<p>60x120 cm 24"x48" RETTIFICATO RECTIFIED</p> <p>CONTEMPORARY P.282 ULTRA GARE P.280</p>	<p>81x81 cm 32"x32" RETTIFICATO RECTIFIED</p> <p>ULTRA CONTEMPORARY P.282 ULTRA GARE P.280</p>	<p>60x60 cm 24"x24" RETTIFICATO RECTIFIED</p> <p>ULTRA CONTEMPORARY P.282 ULTRA GARE P.280 ULTRA BASIC P.281 ULTRA CULT P.283 ULTRA SOLID P.278</p>
---	--	---

FORMATI SIZES $\cong 3$ cm $1\frac{1}{4}$ "

<p>90x90 cm 36"x36" RETTIFICATO RECTIFIED</p> <p>ULTRA CONTEMPORARY P.280 ULTRA GARE P.280 ULTRA BASIC P.281</p>	<p>45x90 cm 18"x36" RETTIFICATO RECTIFIED</p> <p>ULTRA CONTEMPORARY P.280 ULTRA GARE P.294</p>	<p>60x60 cm 24"x24" RETTIFICATO RECTIFIED</p> <p>ULTRA CONTEMPORARY P.280 ULTRA GARE P.280 ULTRA BASIC P.281</p>
--	--	--

ULTRA SOLID **WHITE**



303992/15 ■
Ultra Solid White
60x60 cm Rett. \pm 2 cm
24"x24" Rect. \pm 3/4"
2

ULTRA SOLID **BEIGE**



303991/15 ■
Ultra Solid Beige
60x60 cm Rett. \pm 2 cm
24"x24" Rect. \pm 3/4"
2

ULTRA SOLID **LIGHT GREY**





303993/15 ■
Ultra Solid Light Grey
60x60 cm Rett. \pm 2 cm
24"x24" Rect. \pm 3/4"
2


ULTRA SOLID **BLACK**



303994/15 ■
Ultra Solid Black
60x60 cm Rett. \pm 2 cm
24"x24" Rect. \pm 3/4"
2



ULTRA GARE SAND



303999/39 ■
Ultra Gare Sand
60x120 cm Rett. ± 2 cm
24"x48" Rect. ± 3/4"
1




303773/40 ■
Ultra Gare Sand
81x81 cm Rett. ± 2 cm
32"x32" Rect. ± 3/4"
2



303607/15 ■
Ultra Gare Sand
60x60 cm Rett. ± 2 cm
24"x24" Rect. ± 3/4"
2



303828/41 ■
Ultra Gare Sand
90x90 cm Rett. ± 3 cm
36"x36" Rect. ± 1 1/4"
1



303770/43 ■
Ultra Gare Sand
45x90 cm Rett. ± 3 cm
18"x36" Rect. ± 1 1/4"
1



303609/42 ■
Ultra Gare Sand
60x60 cm Rett. ± 3 cm
24"x24" Rect. ± 1 1/4"
1

ULTRA GARE GRAPHITE




303774/40 ■
Ultra Gare Graphite
81x81 cm Rett. ± 2 cm
32"x32" Rect. ± 3/4"
2



303606/15 ■
Ultra Gare Graphite
60x60 cm Rett. ± 2 cm
24"x24" Rect. ± 3/4"
2



303829/41 ■
Ultra Gare Graphite
90x90 cm Rett. ± 3 cm
36"x36" Rect. ± 1 1/4"
1



303771/43 ■
Ultra Gare Graphite
45x90 cm Rett. ± 3 cm
18"x36" Rect. ± 1 1/4"
1



303608/42 ■
Ultra Gare Graphite
60x60 cm Rett. ± 3 cm
24"x24" Rect. ± 1 1/4"
1

ULTRA GARE GREY



304000/39 ■
Ultra Gare Grey
60x120 cm Rett. ± 2 cm
24"x48" Rect. ± 3/4"
1

ULTRA BASIC GREY



303568/15 ■
New Ultra Basic Grey
60x60 cm Rett. ± 2 cm
24"x24" Rect. ± 3/4"
2



303830/41 ■
Ultra Basic Grey
90x90 cm Rett. ± 3 cm
36"x36" Rect. ± 1 1/4"
1










303635/42 ■
Ultra Basic Grey
60x60 cm Rett. ± 3 cm
24"x24" Rect. ± 1 1/4"
1





CONTEMPORARY **LIGHT GREY** 

 <p>004549/39 ■ Ultra Contemporary Light Grey 60x120 cm Rett. ± 2 cm 24"x48" Rect. ± 3/4" 1 </p>	 <p>004488/40 ■ Ultra Contemporary Light Grey 81x81 cm Rett. ± 2 cm 32"x32" Rect. ± 3/4" 2 </p>	 <p>004133/15 ■ Ultra Contemporary Light Grey 60x60 cm Rett. ± 2 cm 24"x24" Rect. ± 3/4" 2 </p>
 <p>004887/41 ■ Ultra Contemporary Light Grey 90x90 cm Rett. ± 3 cm 36"x36" Rect. ± 1 1/4" 1 </p>	 <p>004490/43 ■ Ultra Contemporary Light Grey 45x90 cm Rett. ± 3 cm 18"x36" Rect. ± 1 1/4" 1 </p>	 <p>004135/42 ■ Ultra Contemporary Light Grey 60x60 cm Rett. ± 3 cm 24"x24" Rect. ± 1 1/4" 1 </p>

CONTEMPORARY **BROWN** 

 <p>004487/40 ■ Ultra Contemporary Brown 81x81 cm Rett. ± 2 cm 32"x32" Rect. ± 3/4" 2 </p>	 <p>004134/15 ■ Ultra Contemporary Brown 60x60 cm Rett. ± 2 cm 24"x24" Rect. ± 3/4" 2 </p>
 <p>004489/43 ■ Ultra Contemporary Brown 45x90 cm Rett. ± 3 cm 18"x36" Rect. ± 1 1/4" 1 </p>	 <p>004136/42 ■ Ultra Contemporary Brown 60x60 cm Rett. ± 3 cm 24"x24" Rect. ± 1 1/4" 1 </p>

ULTRA CULT **GREY** 

 <p>303624/15 ■ New Ultra Cult Grey 60x60 cm Rett. ± 2 cm 24"x24" Rect. ± 3/4" 2 </p>





ULTRA ESSENZE CANNELLA



ULTRA IKON AMBER

SPESSORATI

EFFETTO LEGNO WOOD LOOK

FORMATI SIZES $\cong 2 \text{ cm } \frac{3}{4}''$

30x122 cm
12"x48"
RETTIFICATO
RECTIFIED


ULTRA ESSENZE P.286
ULTRA IKON P.288
ULTRA UNIVERSAL P.289

40,5x81 cm
16"x32"
RETTIFICATO
RECTIFIED

ULTRA ESSENZE P.286
ULTRA UNIVERSAL P.289
FOREST P.289

60x60 cm
24"x24"
RETTIFICATO
RECTIFIED

ULTRA WOOD P.288




FORMATI SIZES $\cong 3 \text{ cm } 1\frac{1}{4}''$




45x90 cm
18"x36"
RETTIFICATO
RECTIFIED

ULTRA IKON P.288
FOREST P.289

ULTRA ESSENZE **GELSOMINO** 




303780/40 ■
New Ultra Essenze Gelsomino
40,5x81 cm Rett. ± 2 cm
16"x32" Rect. ± 3/4"
2 



ULTRA ESSENZE **VANIGLIA** 





303781/40 ■
New Ultra Essenze Vaniglia
40,5x81 cm Rett. ± 2 cm
16"x32" Rect. ± 3/4"
2 




ULTRA ESSENZE **CANNELLA** 




303805/45 ■
New Ultra Essenze Cannella
30x122 cm Rett. ± 2 cm
12"x48" Rect. ± 3/4"
2 




303782/40 ■
New Ultra Essenze Cannella
40,5x81 cm Rett. ± 2 cm
16"x32" Rect. ± 3/4"
2 



ULTRA ESSENZE **SANDALO** 



303783/40 ■
New Ultra Essenze Sandalo
40,5x81 cm Rett. ± 2 cm
16"x32" Rect. ± 3/4"
2 




ULTRA IKON **AMBER**



16

303807/45 ■
Ultra Ikon Amber
30x122 cm Rett. ± 2 cm
12"x48" Rect. ± 3/4"



12

303772/43 ■
Ultra Ikon Amber
45x90 cm Rett. ± 3 cm
18"x36" Rect. ± 1 1/4"

1

ULTRA **WOOD**



20

303622/15 ■
New Ultra Wood
60x60 cm Rett. ± 2 cm
24"x24" Rect. ± 3/4"

2


ULTRA UNIVERSAL **OAK**



32

303806/45 ■
Ultra Universal Oak
30x122 cm Rett. ± 2 cm
12"x48" Rect. ± 3/4"

2




38

303784/40 ■
New Ultra Universal Oak
40,5x81 cm Rett. ± 2 cm
16"x32" Rect. ± 3/4"

2

FOREST **DARK GREY**



8

303939/40 ■
Forest Dark Grey
40,5x81 cm Rett. ± 2 cm
16"x32" Rect. ± 3/4"

2




8

303977/43 ■
Forest Dark Grey
45x90 cm Rett. ± 3 cm
18"x36" Rect. ± 1 1/4"

1

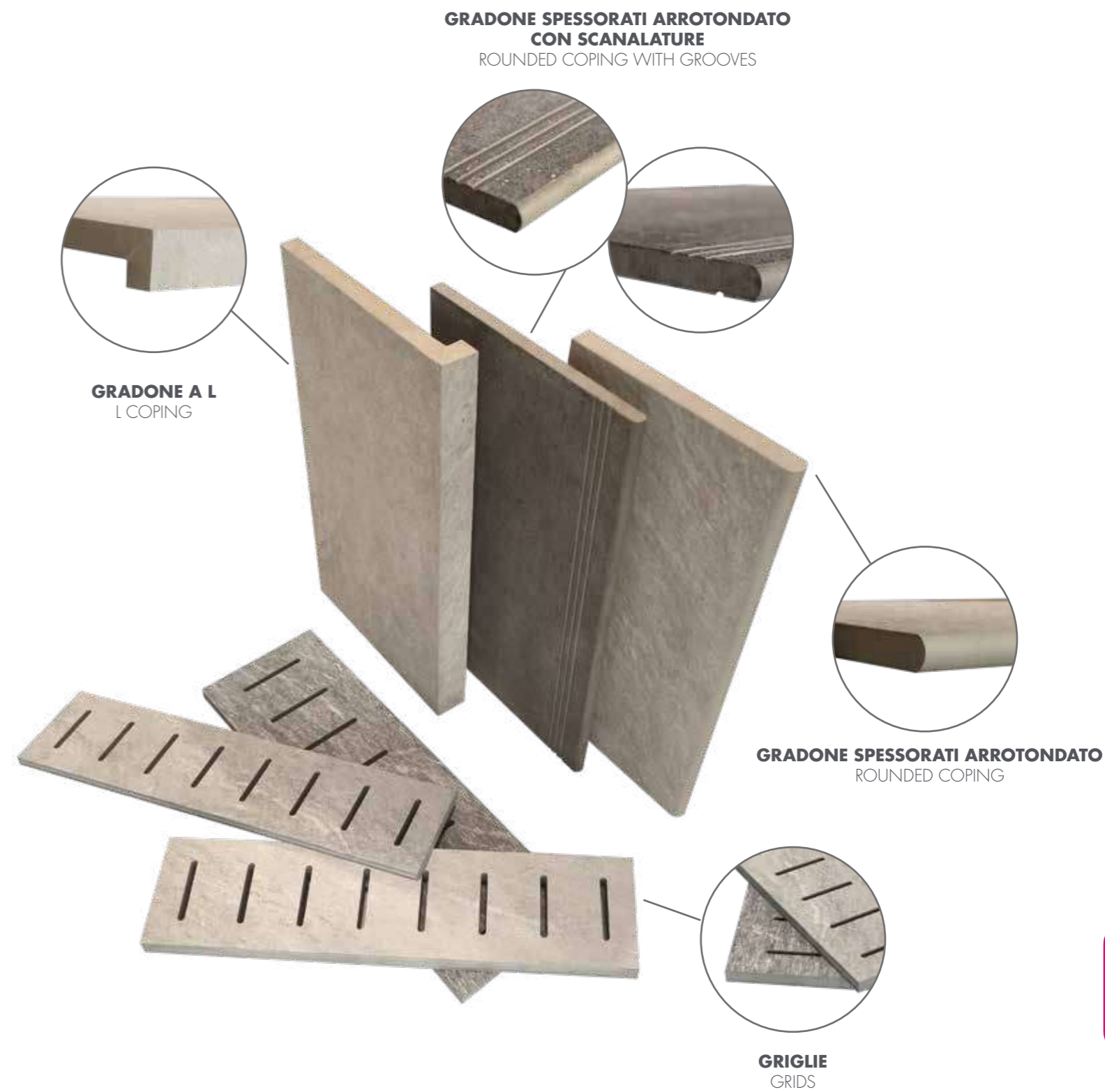




NEW ULTRA ASPEN BIANCO / ASPEN ANTRACITE

SPESSORATI

PEZZI SPECIALI SPECIAL PIECES



Altri pezzi speciali disponibili su richiesta
Other special pieces available on demand for swimming pool

SPESSORATI PEZZI SPECIALI

GRADONE SPESSORATI | COPING




Gradone Arrotondato
Rounded Coping

30x60	12"x24" SP 20 mm / 64
40,5x81	16"x24" SP 20 mm / 53
30x120	12"x48" SP 20 mm / 54
30x122	12"x48" SP 20 mm / 55



Gradone arrotondato con gocciolatoio
Rounded coping with drip

30x60	12"x24" SP 20 mm / 60
40,5x81	16"x24" SP 20 mm / 47
30x120	12"x48" SP 20 mm / 50
30x122	12"x48" SP 20 mm / 56



Gradone arrotondato con scanalature
Rounded coping with grooves

30x60	12"x24" SP 20 mm / 60
40,5x81	16"x24" SP 20 mm / 47
30x120	12"x48" SP 20 mm / 46
30x122	12"x48" SP 20 mm / 65



Gradone arrotondato con gocciolatoio e scanalature
Rounded coping with drip and grooves

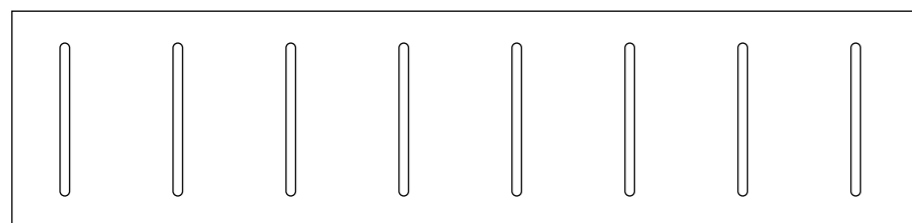
30x60	12"x24" SP 20 mm / 61
40,5x81	16"x24" SP 20 mm / 50
30x120	12"x48" SP 20 mm / 48
30x122	12"x48" SP 20 mm / 66

GRADONE A L | L COPING



30x60x5	12"x24"x2" SP 20 mm / 73
40,5x81x5	16"x24"x2" SP 20 mm / 50
30x120x5	12"x48"x2" SP 20 mm / 71
30x122x5	12"x48"x2" SP 20 mm / 71
30x60x5	12"x24"x2" SP 30 mm / 72
45x90x5	18"x36"x2" SP 30 mm / 74

GRIGLIE | GRIDS



14,5x60	6"x24" SP 20 mm / 52
19,5x60	8"x24" SP 20 mm / 70
14,5x40,5	6"x16" SP 20 mm / 58
19,5x40,5	8"x16" SP 20 mm / 58

SPESSORATI PEZZI SPECIALI



ULTRA CONTEMPORARY LIGHT GREY / EKO-STONE ANTRACITE

PESI E MISURE WEIGHT AND SIZES / POIDS ET MESURES / GEWICHTE UND VERPACKUNGEN							
dimensioni sizes dimensions abmessungen	spessore thickness épaisseur stärke	pz/collo pcs/box pc/boite stk/ktn	mq/collo sqm/box m/boite qm/ktn	kg/collo kg/box kg/boite kg/ktn	colla/europal box/europal boites/europal ktn/europal	mq/europal sqm/europal m/europal qm/europal	kg/europal kg/europal kg/europal kg/europal
60x60 Rettificato	20 mm	2	0,72	31,20	30	21,60	960
81x81 Rettificato	20 mm	2	1,3122	57,00	24	31,4928	1395
40,5x81 Rettificato	20 mm	2	0,6661	28,50	30	19,683	880
30x122 Rettificato	20 mm	2	0,732	31,65	36	26,352	1160
60x120 Rettificato	20 mm	1	0,72	31,20	30	21,60	960
60x60 Rettificato	30 mm	1	0,36	25,00	40	14,40	1025
45x90 Rettificato	30 mm	1	0,40	28,00	32	12,96	903
90x90 Rettificato	30 mm	1	0,81	56,00	20	16,20	1145

La maggior parte dei colori outdoor è disponibile anche in spessori e finiture adatte per uso interno.
Most of the Outdoor items come also in regular thickness and finish, suitable for indoor installations.

DOVE E COME SI USANO | WHERE AND HOW THEY ARE USED

Queste indicazioni rappresentano delle indicazioni generali basate sullo stato dell'arte e non vincolanti. Fare riferimento alle normative specifiche di ogni singolo paese per realizzare una pavimentazione a regola d'arte. | The following tips and suggestions are not binding for the manufacturer. Please refer to the regulations in force in your Country for a correct and adequate fixing.

		POSA SU ERBA * INSTALLATION ONTO GRASS	POSA SU SABBIA * INSTALLATION ONTO SAND	POSA SU GHIAIA * INSTALLATION ON GRAVEL	POSA SU MASSETTO CON COLLA ** LAYING ON SCREED WITH ADHESIVE	POSA SOPRAELEVATA INSTALLATION ONTO FLAT SURFACES (RAISED LAYING)	
RESIDENZIALE RESIDENTIAL	Aree carrabili Drive-over areas	•	•	•	•		
	Giardini Gardens	•	•	•			
	Vialetti Footpaths and driveways	•	•	•	•		
	Patio/terrazze Patios/terraces				•	•	
PUBBLICO PUBLIC AREAS	Stabilimenti balneari Bathing establishments		•				
	Aree industriali/commerciali (negozi, ristoranti, bar...) Industrial/commercial areas (shops, restaurants, bars...)				•	•	
	Camminamenti e arredo urbano Walkways and urban furniture	•	•	•	•		
	Parchi Parks		•		•		

* Pavimentazione carrabile a basso traffico veicolare - Spessore 20 mm. Installation on driveways with low vehicular traffic - Thickness 20 mm.
 * Spessore 30 mm - Pavimentazione carrabile. 30 mm Thickness - Installation on driveways.

VANTAGGI PER TE E PER L'AMBIENTE | ADVANTAGES FOR YOU AND FOR THE ENVIRONMENT

MECCANICI
MECHANICAL



- **Resistente ai carichi di rottura**
Resistant to breakage load
- **Resistente al graffio e alla scalfittura**
Resistant to scratch
- **Resistente all'abrasione**
Resistant to abrasion

CHIMICO-FISICI
CHEMICAL AND PHYSICAL



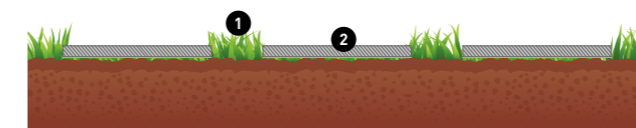
- **Resistente agli sbalzi termici**
Resistant to thermal shock
- **Colori stabili nel tempo**
Chromatic stability
- **Resistente al sale**
Resistant to salt
- **Resistente agli agenti chimici e muffe**
Resistant to chemical agents and moulds
- **Facile da pulire**
Easy to clean

PRESTAZIONALI
PERFORMANCE



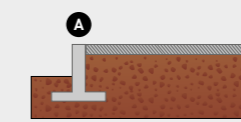
- **Facile da posare**
Easy to install
- **Versatile**
Versatile
- **Ispezionabile e removibile**
Removable, easy to inspection (Installation without glue only)
- **Antiscivolo**
Anti-slip

POSA SU ERBA | INSTALLATION ON GRASS

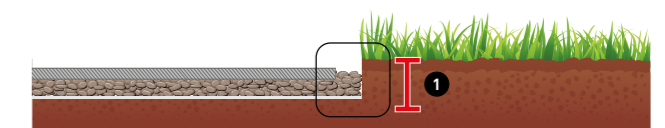


- Posa diretta su erba
Direct installation on grass (Not suitable for lawn-mowers usage)
- 1 Manto erboso • Grass surface
 - 2 Lastra • Slab

Per ottenere un effetto "tappeto":
posizionare un cordolo in cemento
per delimitare l'area da piastrellare.
Realization of "carpet effect" flooring:
a cement curb can be laid to delimit
the area in which slabs are installed.



- A Cordolo in cemento • Cement curb

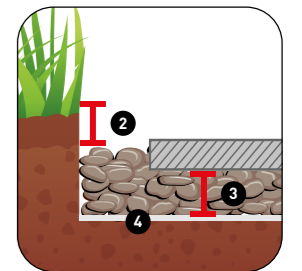


- Posa a secco su erba
Installation on grass (Suitable for lawn-mowers usage)
- 1 5/6 cm di profondità • 5/6 cm dragging

- 2 Lastra posizionata più in basso del manto erboso calpestabile • Slab to be laid below grass level

- 3 Letto di ghiaia di almeno 3 cm di profondità (granulometria > 4 mm)
Layer of gravel, minimum 3 cm recommended (granulometry > 4mm)

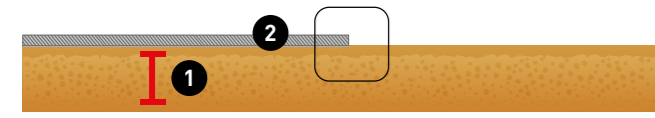
- 4 Eventuale TNT • Macro-holed, non-woven polypropylene fabric



Distanza tra le lastre: posizionare le lastre distanziate tra loro in base all'effetto estetico che si vuole ottenere (camminamento "a passi", vialetto ecc).
Distance between the slabs: slabs can be install to obtain several aesthetics effects/designs (walkway, stepping stone pattern and so on).
Distance between slabs depends on the design we want to create.

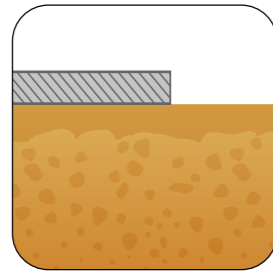
Queste indicazioni rappresentano delle indicazioni generali basate sullo stato dell'arte e non vincolanti.
The following tips and suggestions are not binding for the manufacturer.

POSA SU SABBIA | INSTALLATION ONTO SAND

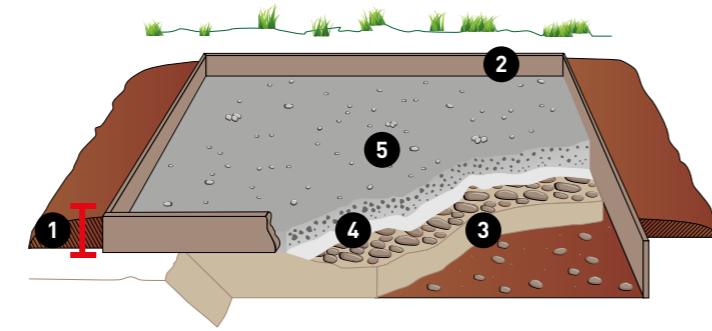


- 1 Strato di sabbia ben livellato 5/10 cm
Layer of sand duly leveled 5/10 cm
- 2 Lastra • Slab

Pendenza sottofondo 2%
Creation of 2% inclination during levelling and compacting phases.



POSA SU GHIAIA | INSTALLATION ONTO GRAVEL



- 1 Asportare uno strato di terreno di 10-20 cm di profondità
Drag a layer of ground (10-20 cm)
- 2 Cordolo in cemento o assi di legno • Cement curb or wooden plank
- 3 Pietrisco compatto granulometria mista (16-35 mm) per 10 cm di profondità • Crushed stone, mixed granulometry (16-35 mm), 10 cm depth
- 4 TNT • Macro-holed, non-woven polypropylene fabric
- 5 Ghiaia ben livellata granulometria 4-8 mm per 10 cm di profondità
Duly leveled gravel, granulometry between 4-8 mm, 10 cm depth




Distanza tra le lastre: posizionare le lastre distanziate tra loro in base all'effetto estetico che si vuole ottenere (camminamento "a passi", vialetto ecc).
Le fughe possono essere riempite con sabbia o ghiaia.
Distance between the slabs: slabs can be install to obtain several aesthetics effects/designs (walkway, stepping stone pattern and so on). Distance between slabs depends on the design we want to create. Joints can be filled with sand or gravel.

Queste indicazioni rappresentano delle indicazioni generali basate sullo stato dell'arte e non vincolanti.
The following tips and suggestions are not binding for the manufacturer.

POSA SU MASSETTO CON COLLA | LAYING ON SCREED WITH ADHESIVE

Posa su pavimento esterno non impermeabilizzato (terreno)
Installation on outdoor non waterproof floor (ground)



- 1 Terreno • Ground
- 2 Strato di ghiaia compatto eventualmente stabilizzato con calcestruzzo • Compact layer of gravel (eventually stabilized using concrete)
- 3 Strato di livellamento in calcestruzzo avente spessore adeguato. Pendenza 1,25-2,5% • Concrete leveling layer with adequate thickness. Inclination 1,25-2,5%
- 4 Massetto di 8-10 cm con rete elettrosaldata posizionata a metà dello spessore dello strato • 8-10 cm screed, arc welded mesh to be positioned in the centre
- 5 Lastra • Slab


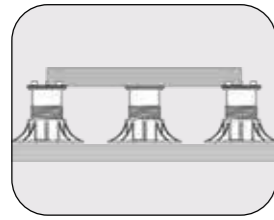
Posa delle lastre con un collante per esterni seguendo sempre le indicazioni specifiche del produttore dell'adesivo utilizzato e seguendo la tecnica della doppia spalmatura • Slabs must be fixed by using an adhesive suitable for outdoor use and strictly following the instructions and specifications indicated by the adhesive's manufacturer (a double adhesive layer is always recommended)



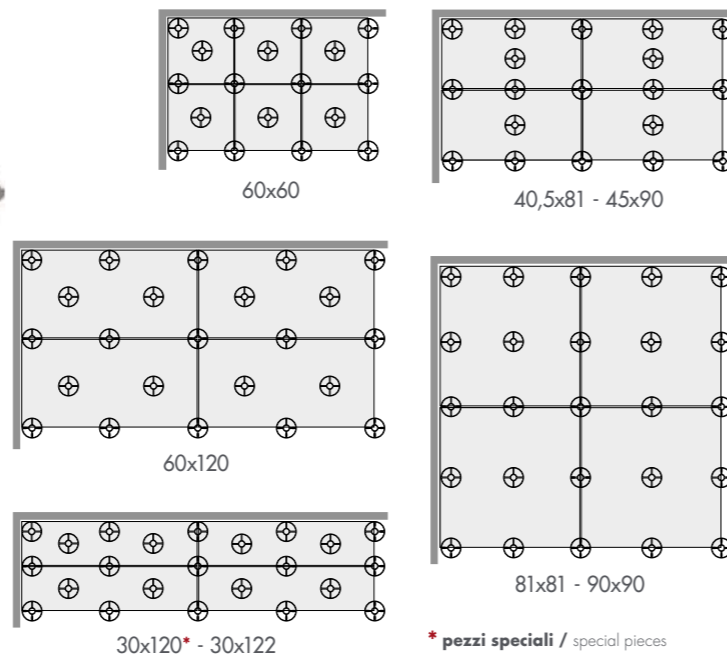
Fughe: obbligatoria la fuga a giunto aperto con ampiezza di fuga variabile maggiore di 5 mm ed utilizzo di sigillanti cementizi di classe 2.
I giunti di dilatazione sono obbligatori.
Grout: using class 2 cement grouting and a minimum 5 mm grout line is mandatory.
Expansion joints are mandatory too.

Queste indicazioni rappresentano delle indicazioni generali basate sullo stato dell'arte e non vincolanti.
The following tips and suggestions are not binding for the manufacturer.

POSA SOPRAELEVATA | INSTALLATION ONTO FLAT SURFACES (RAISED LAYING)



- 1 Terreno o struttura portante • Ground or floor
- 2 Massetto in pendenza • Screed with adequate inclination
- 3 Strato di impermeabilizzazione • Waterproofing layer
- 4 Strato di separazione termoisolante (foglio di polietilene)
Heat insulating layer (polyethylene sheet)
- 5 Opzionale: pannello termoisolante di adeguata densità
Optional: heat insulating panel with adequate density
- 6 Supporto da esterno in polipropilene (fisso, regolabile o autolivellante) •
Polypropylene load-bearing supports suitable for outdoor (may be fixed, adjustable or self-levelling)
- 7 OUTDOOR spessore 17 • 20 • 30 mm
OUTDOOR 17 • 20 • 30 mm thick slabs




Ad oggi non esiste una normativa specifica per i pavimenti sopraelevati da esterno, si rimanda pertanto al professionista progettista un'attenta valutazione dei requisiti del progetto. COTTO PETRUS suggerisce l'utilizzo di supporti aggiuntivi sotto le piastrelle, come da schema sotto riportato.
To date, there is no existing regulatory standard regarding outdoor raised floors. Therefore, the Customer/Designer/Project Manager has to arrange for a careful assessment of the project and its requirements. COTTO PETRUS recommends the adoption of additional supports under the tiles, as per diagram below.



Per maggiore sicurezza e a tutela dell'utente, Cotto Petrus richiede di impostare un'altezza di sopraelevazione non superiore a 5 cm. Per altezze superiori consultare il progettista.
For greater safety and protection of the user, Cotto Petrus requires an overlay height not exceeding 5 cm. For higher heights please consult the designer.

Queste indicazioni rappresentano delle indicazioni generali basate sullo stato dell'arte e non vincolanti.
The following tips and suggestions are not binding for the manufacturer.

PAVIMENTAZIONE CARRABILE | INSTALLATION ON DRIVEWAYS



L'impiego di lastre con spessore 30 mm permette la realizzazione di pavimentazioni carrabili senza l'utilizzo di collanti per la posa.
30 mm porcelain pavers could be installed on driveways with no need of adhesives.

Queste indicazioni rappresentano delle indicazioni generali basate sullo stato dell'arte e non vincolanti.
The following tips and suggestions are not binding for the manufacturer.

FORMATI SIZES



30x90 cm
12"x36"
RETTIFICATO
RECTIFIED

SPETTACOLO P.302



25x75 cm
10"x30"
RETTIFICATO
RECTIFIED

ARTISTIC STONE P.308
VILLAGE COLOR P.310
HARVARD P.312
COLUMBIA P.314
STANFORD P.316

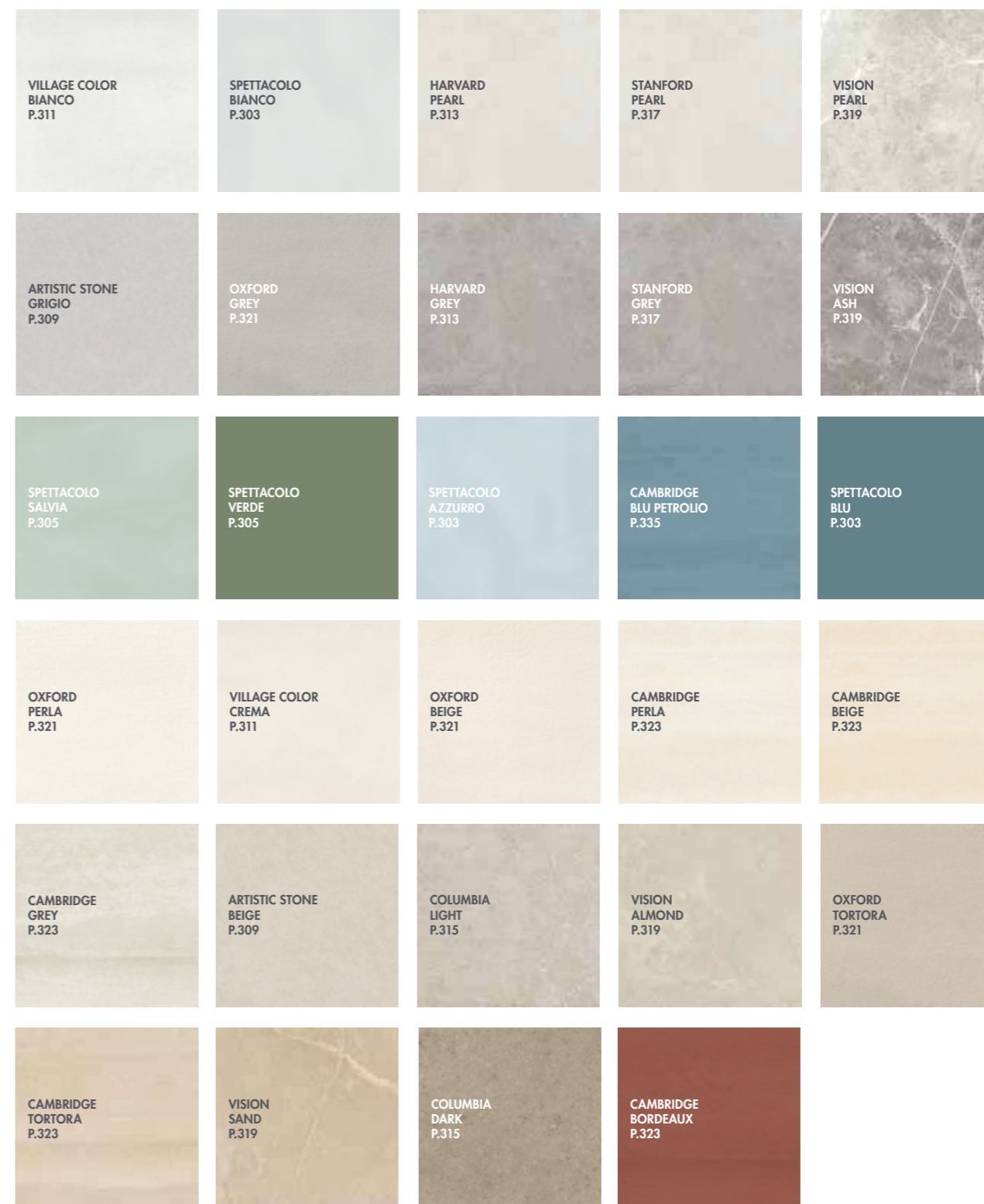


20x50 cm
8"x20"

VISION P.318
OXFORD P.320
CAMBRIDGE P.322

BICOTTURA

RIVESTIMENTI IN PASTA BIANCA ATOMIZZATA ATOMIZED WHITE BODY WALL TILE





DECORO TRIONFO / DECORO OPERA / SPETTACOLO AZZURRO



SPETTACOLO BLU / SPETTACOLO DECORO FOLIAGE AZZURRO

SPETTACOLO

Rivestimenti in Pasta Bianca Atomizzata Rettificato
Rectified Atomized White Body Wall Tile



Conforme According to
UNI EN 14411 - L BIII



SCP001/67 ■
Spettacolo Bianco
30x90 cm Rett.
12"x36" Rect.
7



SCP004/68 ■
Spettacolo Decoro Opera
30x90 cm Rett.
12"x36" Rect.
7



SCP005/68 ■
Spettacolo Decoro Trionfo
30x90 cm Rett.
12"x36" Rect.
4



SCP003/67 ■
Spettacolo Azzurro
30x90 cm Rett.
12"x36" Rect.
7



SCP008/67 ■
Spettacolo Blu
30x90 cm Rett.
12"x36" Rect.
7



SCP010/68 ■
Spettacolo Decoro Foliage Azzurro
30x90 cm Rett.
12"x36" Rect.
4

Per creare la composizione grafica il decoro ha un unico verso di posa.
To create the graphic composition, the decoration has a single direction
of installation.

NOTE NOTES

La ripresa grafica tra le diverse lastre di decori può avere una tolleranza contenuta in 3mm.
The tile graphic between the different slabs of decors could have a tolerance included in 3 mm.



DECORO TRIONFO / DECORO OPERA / SPETTACOLO SALVIA



SPETTACOLO VERDE / SPETTACOLO DECORO FOLIAGE VERDE

SPETTACOLO

Rivestimenti in Pasta Bianca Atomizzata Rettificato
Rectified Atomized White Body Wall Tile



Conforme According to
UNI EN 14411 - L BIII



SCP002/67 ■
Spettacolo Salvia
30x90 cm Rett.
12"x36" Rect.
7



SCP007/67 ■
Spettacolo Verde
30x90 cm Rett.
12"x36" Rect.
7

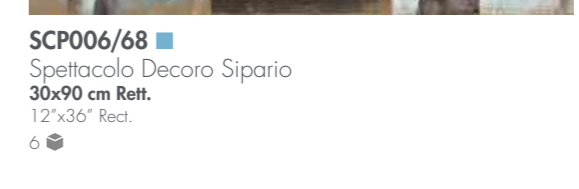


SCP009/68 ■
Spettacolo Decoro Foliage Verde
30x90 cm Rett.
12"x36" Rect.
4

Per creare la composizione grafica il decoro ha un unico verso di posa.
To create the graphic composition, the decoration has a single direction of installation.

NOTE NOTES

La ripresa grafica tra le diverse lastre di decori può avere una tolleranza contenuta in 3mm.
The tile graphic between the different slabs of decors could have a tolerance included in 3 mm.



SCP006/68 ■
Spettacolo Decoro Sipario
30x90 cm Rett.
12"x36" Rect.
6



DECORO TRIONFO / SPETTACOLO BIANCO



SPETTACOLO SALVIA / SPETTACOLO DECORO FOLIAGE VERDE / SPETTACOLO BIANCO / DECORO OPERA

SPETTACOLO

Rivestimenti in Pasta Bianca Atomizzata Rettificato
Rectified Atomized White Body Wall Tile



Conforme According to
UNI EN 14411 - L BIII



SPETTACOLO AZZURRO / DECORO OPERA

pavimenti coordinati consigliati in gres porcellanato recommended matching floors of porcelain stoneware

PRESTIGE	BLANC	GRIS	ANTHRACITE	TAUPE	pag. 66
REPLAY	WHITE	CRETE	SMOKE	SAND	pag. 94
COMFORT	ZERO 20 NATURALE	ZERO 30 ROVERE	ZERO 40 AVANA	ZERO 10 BIANCO	pag. 122
RANGERS	SCOZZESE FRASSINO	AMERICANO AVANA	CANADESE NOCE SCURO	INGLESE GRIGIO	pag. 128

NOTE I colori e le caratteristiche estetiche dei materiali illustrati nel presente catalogo sono da ritenersi puramente indicativi.
NOTES Colours and optical features of the materials illustrated in this catalogue are to be regarded as mere indications.

PESI E MISURE WEIGHT AND SIZES / POIDS ET MESURES / GEWICHTE UND VERPACKUNGEN							
dimensioni sizes dimensions abmessungen	spessore thickness épaisseur stärke	pz/collo pcs/box pc/boite stk/ktn	mq/collo sqm/box m/boite qm/ktn	kg/collo kg/box kg/boite kg/ktn	coll/europal box/europal boites/europal ktn/europal	mq/europal sqm/europal m/europal qm/europal	kg/europal kg/europal kg/europal kg/europal
30x90 RTT	9,5 mm	7	1,89	31,50	36	68,04	1120



ARTISTIC STONE BEIGE / DECORO ARTISTIC STONE BEIGE / SIERRA BEIGE




ARTISTIC STONE GRIGIO / DECORO ARTISTIC STONE GRIGIO / SIERRA GRIGIO

ARTISTIC STONE


Rivestimenti in Pasta Bianca Atomizzata Rettificato
Rectified Atomized White Body Wall Tile




Conforme According to
UNI EN 14411 - L BIII



303929/5 ■
Artistic Stone Beige
25x75 cm Rett.
10"x30" Rect.
8



303928/5 ■
Artistic Stone Grigio
25x75 cm Rett.
10"x30" Rect.
8



303931/11 ■
Decoro Artistic Stone Beige
25x75 cm Rett.
10"x30" Rect.
8



303930/11 ■
Decoro Artistic Stone Grigio
25x75 cm Rett.
10"x30" Rect.
8

pavimenti coordinati consigliati in gres porcellanato recommended matching floors of porcelain stoneware

EMOTION	GRIS	TAUPE			pag. 80
GIGA	CREAM	LAND	IRON	DUSK	pag. 74
COMFORT	ZERO 20 NATURALE	ZERO 30 ROVERE	ZERO 40 AVANA	ZERO 10 BIANCO	pag. 122
RANGERS	SCOZZESE FRASSINO	AMERICANO AVANA	CANADESE NOCE SCURO	INGLESE GRIGIO	pag. 128
SIERRA	GRIGIO	ROVERE	BEIGE	NOCE	pag. 134

NOTE I colori e le caratteristiche estetiche dei materiali illustrati nel presente catalogo sono da ritenersi puramente indicativi.
NOTES Colours and optical features of the materials illustrated in this catalogue are to be regarded as mere indications.

PESI E MISURE WEIGHT AND SIZES / POIDS ET MESURES / GEWICHTE UND VERPACKUNGEN

dimensioni sizes dimensions abmessungen	spessore thickness épaisseur stärke	pz/collo pcs/box pc/boite stk/ktn	mq/collo sqm/box m/boite qm/ktn	kg/collo kg/box kg/boite kg/ktn	coll/europal box/europal boites/europal ktn/europal	mq/europal sqm/europal m/europal qm/europal	kg/europal kg/europal kg/europal kg/europal
25x75 RTT	9 mm	8	1,50	24	36	54,00	884



VILLAGE COLOR BIANCO / VILLAGE COLOR CANNETTA BIANCO / VILLAGE COLOR RIQUADRI / GIGA DUSK



VILLAGE COLOR CREMA / VILLAGE COLOR CANNETTA CREMA / VILLAGE COLOR RIQUADRI / SIERRA BEIGE

VILLAGE COLOR

Rivestimenti in Pasta Bianca Atomizzata Rettificato
Rectified Atomized White Body Wall Tile




Conforme According to
UNI EN 14411 - L BIII



303892/5 ■
Village Color Bianco
25x75 cm Rett. 10"x30" Rect.
8



303894/11 ■
Village Color Cannetta Bianco
25x75 cm Rett. 10"x30" Rect.
8



303893/5 ■
Village Color Crema
25x75 cm Rett. 10"x30" Rect.
8



303895/11 ■
Village Color Cannetta Crema
25x75 cm Rett. 10"x30" Rect.
8



303896/11 ■
Village Color Riquadri
25x75 cm Rett.
10"x30" Rect.
8

12

pavimenti coordinati consigliati in gres porcellanato recommended matching floors of porcelain stoneware

EMOTION	GRIS	TAUPE	pag. 80	GIGA	CREAM	LAND	IRON	DUSK	pag. 74
COMFORT	ZERO 20 NATURALE	ZERO 30 ROVERE			ZERO 40 AVANA	ZERO 10 BIANCO			pag. 122
SIERRA	GRIGIO	ROVERE			BEIGE	NOCE			pag. 134

NOTE I colori e le caratteristiche estetiche dei materiali illustrati nel presente catalogo sono da ritenersi puramente indicativi.
NOTES Colours and optical features of the materials illustrated in this catalogue are to be regarded as mere indications.

PESI E MISURE WEIGHT AND SIZES / POIDS ET MESURES / GEWICHTE UND VERPACKUNGEN							
dimensioni sizes dimensions abmessungen	spessore thickness épaisseur stärke	pz/collo pcs/box pc/boite stk/ktn	mq/collo sqm/box m/boite qm/ktn	kg/collo kg/box kg/boite kg/ktn	coll/europal box/europal boites/europal ktn/europal	mq/europal sqm/europal m/europal qm/europal	kg/europal kg/europal kg/europal kg/europal
25x75 RTT	9 mm	8	1,50	24	36	54,00	884



HARMONY SINFONIA PEARL LUCIDO



HARMONY PEARL LUCIDO / HARMONY MIX DECORO LUCIDO / HARMONY GREY LUCIDO / EMOTION GRIS

HARVARD

Rivestimenti in Pasta Bianca Atomizzata Rettificato
Rectified Atomized White Body Wall Tile



Conforme According to
UNI EN 14411 - L BIII



303882/5 ■
Harmony Pearl Lucido
25x75 cm Rett.
10"x30" Rect.
8



303883/5 ■
Harmony Grey Lucido
25x75 cm Rett.
10"x30" Rect.
8



303884/11 ■
Harmony Mix Decoro Lucido
25x75 cm Rett.
10"x30" Rect.
8

3



303885/11 ■
Harmony Pearl Wave Lucido
25x75 cm Rett.
10"x30" Rect.
8



303886/11 ■
Harmony Grey Wave Lucido
25x75 cm Rett.
10"x30" Rect.
8



303926/11 ■
Harmony Sinfonia Pearl Lucido
25x75 cm Rett.
10"x30" Rect.
8

pavimenti coordinati consigliati in gres porcellanato recommended matching floors of porcelain stoneware

EMOTION		GRIS	pag. 80
COMFORT		ZERO 10 BIANCO	pag. 122
RANGERS		INGLESE GRIGIO	pag. 128
SIERRA		GRIGIO	pag. 134

NOTE I colori e le caratteristiche estetiche dei materiali illustrati nel presente catalogo sono da ritenersi puramente indicativi.
NOTES Colours and optical features of the materials illustrated in this catalogue are to be regarded as mere indications.

PESI E MISURE WEIGHT AND SIZES / POIDS ET MESURES / GEWICHTE UND VERPACKUNGEN								
dimensioni sizes dimensions abmessungen	spessore thickness épaisseur stärke	pz/collo pcs/box pc/boite stk/ktn	mq/collo sqm/box m/boite qm/ktn	kg/collo kg/box kg/boite kg/ktn	colli/europal box/europal boites/europal ktn/europal	mq/europal sqm/europal m/europal qm/europal	kg/europal kg/europal kg/europal kg/europal	
25x75 RTT	9 mm	8	1,50	24	36	54,00	884	



SOHO SINFONIA LIGHT SATINATO / SOHO DARK SATINATO / SIERRA BEIGE



SOHO DARK SATINATO / SOHO LIGHT ONDA SATINATO / SOHO MIX DECORO SATINATO / EMOTION TAUPE

COLUMBIA

Rivestimenti in Pasta Bianca Atomizzata Rettificato
Rectified Atomized White Body Wall Tile



Conforme According to
UNI EN 14411 - L BIII



303877/5 ■
Soho Light Satinato
25x75 cm Rett.
10"x30" Rect.
8



303878/5 ■
Soho Dark Satinato
25x75 cm Rett.
10"x30" Rect.
8



303879/11 ■
Soho Mix Decoro Satinato
25x75 cm Rett.
10"x30" Rect.
8



303880/11 ■
Soho Light Onda Satinato
25x75 cm Rett.
10"x30" Rect.
8



303881/11 ■
Soho Dark Onda Satinato
25x75 cm Rett.
10"x30" Rect.
8












303879/11 ■
Soho Mix Decoro Satinato
25x75 cm Rett.
10"x30" Rect.
8



303927/11 ■
Soho Sinfonia Light Satinato
25x75 cm Rett.
10"x30" Rect.
8

pavimenti coordinati consigliati in gres porcellanato recommended matching floors of porcelain stoneware

EMOTION	 TAUPE							pag. 80
COMFORT	 ZERO 20 NATURALE	 ZERO 30 ROVERE	 ZERO 40 AVANA					pag. 122
RANGERS	 SCOZZESE FRASSINO	 AMERICANO AVANA	 CANADESE NOCE SCURO					pag. 128
SIERRA	 ROVERE	 BEIGE						pag. 134

NOTE I colori e le caratteristiche estetiche dei materiali illustrati nel presente catalogo sono da ritenersi puramente indicativi.
NOTES Colours and optical features of the materials illustrated in this catalogue are to be regarded as mere indications.

PESI E MISURE WEIGHT AND SIZES / POIDS ET MESURES / GEWICHTE UND VERPACKUNGEN								
dimensioni sizes dimensions abmessungen	spessore thickness épaisseur stärke	pz/collo pcs/box pc/boite stk/ktn	mq/collo sqm/box m/boite qm/ktn	kg/collo kg/box kg/boite kg/ktn	coll/europal box/europal boites/europal ktn/europal	mq/europal sqm/europal m/europal qm/europal	kg/europal kg/europal kg/europal kg/europal	
25x75 RTT	9 mm	8	1,50	24	36	54,00	884	



VINCI SINFONIA PEARL SATINATO / VINCI GREY SATINATO / EMOTION GRIS



VINCI PEARL ONDA SATINATO / VINCI GREY ONDA SATINATO / VINCI GREY SATINATO / EMOTION GRIS

STANFORD

Rivestimenti in Pasta Bianca Atomizzata Rettificato
Rectified Atomized White Body Wall Tile



Conforme According to
UNI EN 14411 - L BIII



303887/5 ■
Vinci Pearl Satinato
25x75 cm Rett.
10"x30" Rect.
8



303888/5 ■
Vinci Grey Satinato
25x75 cm Rett.
10"x30" Rect.
8



303890/11 ■
Vinci Pearl Onda Satinato
25x75 cm Rett.
10"x30" Rect.
8



303891/11 ■
Vinci Grey Onda Satinato
25x75 cm Rett.
10"x30" Rect.
8



303889/11 ■
Vinci Mix Decoro Satinato
25x75 cm Rett.
10"x30" Rect.
8

3



303925/11 ■
Vinci Sinfonia Pearl Satinato
25x75 cm Rett.
10"x30" Rect.
8

pavimenti coordinati consigliati in gres porcellanato recommended matching floors of porcelain stoneware

EMOTION		GRIS	pag. 80
COMFORT		ZERO 10 BIANCO	pag. 122
RANGERS		INGLESE GRIGIO	pag. 128
SIERRA		GRIGIO	pag. 134

NOTE I colori e le caratteristiche estetiche dei materiali illustrati nel presente catalogo sono da ritenersi puramente indicativi.
NOTES Colours and optical features of the materials illustrated in this catalogue are to be regarded as mere indications.

PESI E MISURE WEIGHT AND SIZES / POIDS ET MESURES / GEWICHTE UND VERPACKUNGEN							
dimensioni sizes dimensions abmessungen	spessore thickness épaisseur stärke	pz/collo pcs/box pc/boite stk/ktn	mq/collo sqm/box m/boite qm/ktn	kg/collo kg/box kg/boite kg/ktn	coll/europal box/europal boites/europal ktn/europal	mq/europal sqm/europal m/europal qm/europal	kg/europal kg/europal kg/europal kg/europal
25x75 RTT	9 mm	8	1,50	24	36	54,00	884



VISION ALMOND / VISION SAND / MOSAICO VISION ALMOND + SAND / LISTELLO MOSAICO VISION ALMOND + SAND



VISION ASH / VISION PEARL / VISION ASH / MOSAICO VISION PEARL + ASH / LISTELLO MOSAICO VISION PEARL + ASH

VISION

Rivestimenti in Pasta Bianca Atomizzata
Atomized White Body Wall Tile




Conforme According to
UNI EN 14411 - L BIII



VSB001/27 ■
Vision Pearl Luc.
20x50 cm
8"x20"
11



VSB002/27 ■
Vision Ash Luc.
20x50 cm
8"x20"
11



VSB003/4 ■
Mosaico Vision Pearl + Ash
20x50 cm
8"x20"
11



VSB013/35 ■
Listello Mosaico Vision Pearl + Ash
5x50 cm
2"x20"
12



VSB004/27 ■
Vision Almond Luc.
20x50 cm
8"x20"
11



VSB005/27 ■
Vision Sand Luc.
20x50 cm
8"x20"
11



VSB006/4 ■
Mosaico Vision Almond + Sand
20x50 cm
8"x20"
11



VSB016/35 ■
Listello Mosaico Vision Almond + Sand
5x50 cm
2"x20"
12

Pavimenti coordinati consigliati in gres porcellanato Recommended matching floors of porcelain stoneware p.142




VSN011/18 ■
Vision Pearl
Lappato *plus+*
59x59 cm Rett.
23.6"x23.6" Rect.
5



VSN012/18 ■
Vision Ash
Lappato *plus+*
59x59 cm Rett.
23.6"x23.6" Rect.
5



VSN013/18 ■
Vision Almond
Lappato *plus+*
59x59 cm Rett.
23.6"x23.6" Rect.
5



VSN014/18 ■
Vision Sand
Lappato *plus+*
59x59 cm Rett.
23.6"x23.6" Rect.
5

NOTE I colori e le caratteristiche estetiche dei materiali illustrati nel presente catalogo sono da ritenersi puramente indicativi.
NOTES Colours and optical features of the materials illustrated in this catalogue are to be regarded as mere indications.

PESI E MISURE WEIGHT AND SIZES / POIDS ET MESURES / GEWICHTE UND VERPACKUNGEN							
dimensioni sizes dimensions abmessungen	spessore thickness epaisseur stärke	pz/collo pcs/box pc/boite stk/ktn	mq/collo sqm/box m/boite qm/ktn	kg/collo kg/box kg/boite kg/ktn	colli/europal box/europal boites/europal ktn/europal	mq/europal sqm/europal m/europal qm/europal	kg/europal kg/europal kg/europal kg/europal
20x50	8,5 mm	11	1,10	16,87	64	70,40	1100
Mosaico 20x50	8,5 mm	11	1,10	16,87	64	70,40	1100
Listello Mosaico 5x50	8,5 mm	12					



OXFORD PERLA / OXFORD GREY / MOSAICO OXFORD PERLA + GREY / LISTELLO MOSAICO OXFORD PERLA + GREY / EMOTION GRIS




OXFORD BEIGE / OXFORD TORTORA / OXFORD MIX / EMOTION TAUPE

OXFORD


Rivestimenti in Pasta Bianca Atomizzata
Atomized White Body Wall Tile



Conforme According to
UNI EN 14411 - L BIII




OXF002/27 ■
Oxford Beige
20x50 cm
8"x20"
11




OXF001/27 ■
Oxford Perla
20x50 cm
8"x20"
11



OXF015/4 ■
Oxford Mix
20x50 cm
8"x20"
11



OXF004/27 ■
Oxford Tortora
20x50 cm
8"x20"
11



OXF003/27 ■
Oxford Grey
20x50 cm
8"x20"
11



OXF006/4 ■
Mosaico Oxford Beige + Tortora
20x50 cm
8"x20"
11



OXF005/4 ■
Mosaico Oxford Perla + Grey
20x50 cm
8"x20"
11



OXF008/35 ■
Listello Mosaico Oxford
Beige + Tortora
5x50 cm
2"x20"
12



OXF007/35 ■
Listello Mosaico Oxford
Perla + Grey
5x50 cm
2"x20"
12

pavimenti coordinati consigliati in gres porcellanato recommended matching floors of porcelain stoneware

EMOTION	TAUPE	GRIS			pag. 80
COMFORT	ZERO 10 BIANCO	ZERO 20 NATURALE	ZERO 30 ROVERE	ZERO 40 AVANA	pag. 122
RANGERS	SCOZZESE FRASSINO	AMERICANO AVANA	CANADESE NOCE SCURO	INGLESE GRIGIO	pag. 128
SIERRA	ROVERE	BEIGE	NOCE	GRIGIO	pag. 134

NOTE I colori e le caratteristiche estetiche dei materiali illustrati nel presente catalogo sono da ritenersi puramente indicativi.
NOTES Colours and optical features of the materials illustrated in this catalogue are to be regarded as mere indications.

PESI E MISURE WEIGHT AND SIZES / POIDS ET MESURES / GEWICHTE UND VERPACKUNGEN						
dimensioni sizes dimensions abmessungen	spessore thickness epaisseur stärke	pz/collo pcs/box pc/boite stk/ktn	mq/collo sqm/box m/boite qm/ktn	kg/collo kg/box kg/boite kg/ktn	colli/europal box/europal boites/europal ktn/europal	kg/europal kg/europal kg/europal kg/europal
20x50 / 20x50 Mix	8,5 mm	11	1,10	16,87	64	1100
Mosaico 20x50	8,5 mm	11	1,10	16,87	64	1100
Listello Mosaico 5x50	8,5 mm	12				



CAMBRIDGE BORDEAUX / CAMBRIDGE BEIGE / CAMBRIDGE MIX / EMOTION TAUPE




CAMBRIDGE BEIGE / CAMBRIDGE TORTORA / MOSAICO CAMBRIDGE BEIGE + TORTORA
LISTELLO MOSAICO CAMBRIDGE BEIGE + TORTORA / EMOTION TAUPE

CAMBRIDGE


Rivestimenti in Pasta Bianca Atomizzata
Atomized White Body Wall Tile



Conforme According to
UNI EN 14411 - L BIII



CAM001/27 ■
Cambridge Perla Luc.
20x50 cm
8"x20"
11



CAM004/27 ■
Cambridge Beige Luc.
20x50 cm
8"x20"
11



CAM013/4 ■
Cambridge Blu Petrolio Luc.
20x50 cm
8"x20"
11



CAM015/4 ■
Cambridge Mix Luc.
20x50 cm
8"x20"
11



CAM002/27 ■
Cambridge Grey Luc.
20x50 cm
8"x20"
11



CAM005/27 ■
Cambridge Tortora Luc.
20x50 cm
8"x20"
11



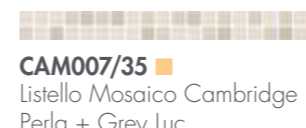
CAM014/4 ■
Cambridge Bordeaux Luc.
20x50 cm
8"x20"
11



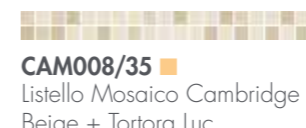
CAM003/4 ■
Mosaico Cambridge Perla + Grey Luc.
20x50 cm
8"x20"
11



CAM006/4 ■
Mosaico Cambridge Beige + Tortora Luc.
20x50 cm
8"x20"
11



CAM007/35 ■
Listello Mosaico Cambridge
Perla + Grey Luc.
5x50 cm
2"x20"
12



CAM008/35 ■
Listello Mosaico Cambridge
Beige + Tortora Luc.
5x50 cm
2"x20"
12

pavimenti coordinati consigliati in gres porcellanato recommended matching floors of porcelain stoneware

EMOTION	TAUPE	GRIS			pag. 80
COMFORT	ZERO 10 BIANCO	ZERO 20 NATURALE	ZERO 30 ROVERE	ZERO 40 AVANA	pag. 122
RANGERS	SCOZZESE FRASSINO	AMERICANO AVANA	CANADESE NOCE SCURO	INGLESE GRIGIO	pag. 128
SIERRA	ROVERE	BEIGE	NOCE	GRIGIO	pag. 134

NOTE I colori e le caratteristiche estetiche dei materiali illustrati nel presente catalogo sono da ritenersi puramente indicativi.
NOTES Colours and optical features of the materials illustrated in this catalogue are to be regarded as mere indications.

PESI E MISURE WEIGHT AND SIZES / POIDS ET MESURES / GEWICHTE UND VERPACKUNGEN							
dimensioni sizes dimensions abmessungen	spessore thickness epaisseur stärke	pz/collo pcs/box pc/boite stk/ktn	mq/collo sqm/box m/boite qm/ktn	kg/collo kg/box kg/boite kg/ktn	colla/europal box/europal boites/europal ktn/europal	mq/europal sqm/europal m/europal qm/europal	kg/europal kg/europal kg/europal kg/europal
20x50 / 20x50 Mix	8,5 mm	11	1,10	16,87	64	70,40	1100
Mosaico 20x50	8,5 mm	11	1,10	16,87	64	70,40	1100
Listello Mosaico 5x50	8,5 mm	12					

INFO

INDICE INDEX

CARATTERISTICHE TECNICHE TECHNICAL FEATURES	P.326
CONSIGLI DI POSA, PULIZIA E MANUTENZIONE ADVICE FOR INSTALLATION CLEANING AND MAINTENANCE	P.329
MERCHANDISING	P.336
CONDIZIONI GENERALI DI VENDITA TERMS AND CONDITIONS OF SALE	P.348
LA NOSTRA STORIA OUR HISTORY	P.350
CERTIFICAZIONI CERTIFICATIONS	P.352

CARATTERISTICHE TECNICHE - TECHNICAL FEATURES
GRES PORCELLANATO • PORCELAIN STONEWARE

UNI EN 14411 Bla Allegato G (ISO 13006)

Caratteristica tecnica Technical feature Caractéristique technique Technische Eigenschaft		Norma Norm Norme Norm	Valore richiesto dalle norme Required standards Valeur prescrite par les normes Normvorgabe	Pavimenti Floors Sols Böden												
<p>Lunghezza e larghezza / Length and width Longueur et largeur / Länge und breite</p> <p>Spessore / Thickness Épaisseur / Stärke</p> <p>Rettilineità spigoli / Straightness of sides Rectitude des arêtes / Kantengeradheit</p> <p>Ortogonalità / Rectangularity Orthogonalité / Rechtwinkligkeit</p> <p>Planarità / Length and width Planeité de surface / Ebenflächigkeit</p>		UNI EN ISO 10545-2	N ≥ 15 cm <table border="1"> <thead> <tr> <th>%</th> <th>(mm)</th> </tr> </thead> <tbody> <tr> <td>± 0,6 Non Rect. ± 0,3 Rect</td> <td>± 2,0 Non Rect. ± 1,0 Rect</td> </tr> <tr> <td>± 5</td> <td>± 0,5</td> </tr> <tr> <td>± 0,5 Non Rect. ± 0,3 Rect</td> <td>± 1,5 Non Rect. ± 0,8 Rect</td> </tr> <tr> <td>± 0,5 Non Rect. ± 0,3 Rect</td> <td>± 2,0 Non Rect. ± 1,5 Rect</td> </tr> <tr> <td>± 0,5 Non Rect. ± 0,4 Rect</td> <td>± 2,0 Non Rect. ± 1,8 Rect</td> </tr> </tbody> </table>	%	(mm)	± 0,6 Non Rect. ± 0,3 Rect	± 2,0 Non Rect. ± 1,0 Rect	± 5	± 0,5	± 0,5 Non Rect. ± 0,3 Rect	± 1,5 Non Rect. ± 0,8 Rect	± 0,5 Non Rect. ± 0,3 Rect	± 2,0 Non Rect. ± 1,5 Rect	± 0,5 Non Rect. ± 0,4 Rect	± 2,0 Non Rect. ± 1,8 Rect	Conforme Corresponding Conforme Entsprechend
	%	(mm)														
	± 0,6 Non Rect. ± 0,3 Rect	± 2,0 Non Rect. ± 1,0 Rect														
	± 5	± 0,5														
	± 0,5 Non Rect. ± 0,3 Rect	± 1,5 Non Rect. ± 0,8 Rect														
	± 0,5 Non Rect. ± 0,3 Rect	± 2,0 Non Rect. ± 1,5 Rect														
± 0,5 Non Rect. ± 0,4 Rect	± 2,0 Non Rect. ± 1,8 Rect															
<p>Qualità della superficie Surface quality Qualités de la surface Oberflächenqualität</p>	UNI EN ISO 10545-2	Il 95 % min. delle piastrelle di prova deve essere esente da difetti visibili Minimum 95% of the tested tiles must be free from visible defects 95% min. des carreaux de test ne doit pas contenir de défauts visibles Min. 95% der geprüften Fliesen dürfen keine sichtbaren Mängel aufweisen	Conforme Corresponding Conforme Entsprechend													
<p>Assorbimento d'acqua Water absorption Absorption d'eau Wasseraufnahme</p>	UNI EN ISO 10545-3	≤ 0,5% Individual max 0,6%	≤ 0,5%													
<p>Sforzo di rottura / Breaking strength Effort de rupture / Bruchkraft</p>	UNI EN ISO 10545-4	S ≥ 1300 N (≥ 7,5 mm)	S ≥ 1300 N													
<p>Resistenza alla flessione / Modulus of Rupture Résistance à la flexion / Biegefestigkeit</p>		R ≥ 35 N/mm²	R ≥ 35 N/mm²													
<p>Resistenza al gelo Resistance to frost Résistance aux gel Frostbeständigkeit</p>	UNI EN ISO 10545-12	Richiesto Required	Non gelivo Frost-proof Non gélifs Frostsicher													
<p>Resistenza ai prodotti chimici Resistance to chemical products Résistance aux produits chimiques Widerstand gegen Chemikalien</p>	UNI EN ISO 10545-13	Resistenza a basse concentrazioni di acidi e alcali Resistance to low concentrations of acids and alkalis Secondo la classificazione indicata dal fabbricante Manufacturer is to state classification Resistenza ad alte concentrazioni di acidi e alcali Resistance to high concentrations of acids and alkalis Metodo di prova disponibile Test method available Resistenza ai prodotti chimici di uso domestico ed agli additivi per piscina Resistance to household chemicals and swimming pool salt Classe minima B Minimum class B	<table border="1"> <tr> <td>Naturale LA</td> <td>Lappato Plus Honed Plus LA / LB</td> </tr> <tr> <td>Naturale HA</td> <td>Lappato Plus Honed Plus HA / HB</td> </tr> <tr> <td>Naturale A</td> <td>Lappato Plus Honed Plus A</td> </tr> </table>	Naturale LA	Lappato Plus Honed Plus LA / LB	Naturale HA	Lappato Plus Honed Plus HA / HB	Naturale A	Lappato Plus Honed Plus A							
	Naturale LA	Lappato Plus Honed Plus LA / LB														
	Naturale HA	Lappato Plus Honed Plus HA / HB														
Naturale A	Lappato Plus Honed Plus A															
<p>Resistenza all'abrasione (metodo PEI) Abrasion resistance (PEI test) Résistance à l'abrasion (méthode PEI) Widerstand gegen Abrieb (nach PEI)</p>	UNI EN ISO 10545-7	Segnala la classe di abrasione e i cicli superati Report abrasion class and cycles passed	disponibili sul sito internet alla sezione download della serie references available on the website in the download section of the series													
<p>Resistenza alle macchie Staining resistance Résistance aux taches Widerstand gegen Fleckenbildung</p>	UNI EN ISO 10545-14	Min. 3	Conforme Corresponding Conforme Entsprechend													
<p>Resistenza agli sbalzi termici Thermal shock resistance Résistance aux écarts de température Temperaturwechselbeständigkeit</p>	UNI EN ISO 10545-9	Metodo di prova disponibile Test method available	Resiste Resistant Résiste Widerstandsfähig													
Caratteristiche accessorie / Additional features																
<p>Stabilità dei colori Colours stability Stabilité des couleurs Farbbeständigkeit</p>	DIN 51094	Colorazione Stabile Stable coloring	Conforme Corresponding Conforme Entsprechend													
Caratteristiche di sicurezza / Safety characteristics																
<p>Resistenza allo scivolamento * Slip resistance Résistance au glissement Rutschemmende Eigenschaft</p>	METODO B.C.R.A.	μ > 0,40	Conforme Corresponding Conforme Entsprechend													
	DIN EN 16165	ANNEX A Test della rampa a piedi nudi / Classe dichiarata Barefoot ramp test / Declared Class ANNEX B Test della rampa a piedi calzati / Classe dichiarata Shod ramp test / Declared Class	A+B / A+B+C * R9 / R10 / R11 *													
	DCOF (ANSI A 326.3)	≥ 0,42	Conforme Corresponding Conforme Entsprechend													

* La scheda tecnica dettagliata di ogni serie è disponibile sul sito aziendale . Technical data sheet of each collection is available for download on website

CARATTERISTICHE TECNICHE - TECHNICAL FEATURES
GRES PORCELLANATO • PORCELAIN STONEWARE

UNI EN 14411 Bla Allegato G (ISO 13006)

Caratteristica tecnica Technical feature Caractéristique technique Technische Eigenschaft		Norma Norm Norme Norm	Valore richiesto dalle norme Required standards Valeur prescrite par les normes Normvorgabe	spessorati												
<p>Lunghezza e larghezza / Length and width Longueur et largeur / Länge und breite</p> <p>Spessore / Thickness Épaisseur / Stärke</p> <p>Rettilineità spigoli / Straightness of sides Rectitude des arêtes / Kantengeradheit</p> <p>Ortogonalità / Rectangularity Orthogonalité / Rechtwinkligkeit</p> <p>Planarità / Length and width Planeité de surface / Ebenflächigkeit</p>		UNI EN ISO 10545-2	N ≥ 15 cm <table border="1"> <thead> <tr> <th>%</th> <th>(mm)</th> </tr> </thead> <tbody> <tr> <td>± 0,6 Non Rect. ± 0,3 Rect</td> <td>± 2,0 Non Rect. ± 1,0 Rect</td> </tr> <tr> <td>± 5</td> <td>± 0,5</td> </tr> <tr> <td>± 0,5 Non Rect. ± 0,3 Rect</td> <td>± 1,5 Non Rect. ± 0,8 Rect</td> </tr> <tr> <td>± 0,5 Non Rect. ± 0,3 Rect</td> <td>± 2,0 Non Rect. ± 1,5 Rect</td> </tr> <tr> <td>± 0,5 Non Rect. ± 0,4 Rect</td> <td>± 2,0 Non Rect. ± 1,8 Rect</td> </tr> </tbody> </table>	%	(mm)	± 0,6 Non Rect. ± 0,3 Rect	± 2,0 Non Rect. ± 1,0 Rect	± 5	± 0,5	± 0,5 Non Rect. ± 0,3 Rect	± 1,5 Non Rect. ± 0,8 Rect	± 0,5 Non Rect. ± 0,3 Rect	± 2,0 Non Rect. ± 1,5 Rect	± 0,5 Non Rect. ± 0,4 Rect	± 2,0 Non Rect. ± 1,8 Rect	Conforme Corresponding Conforme Entsprechend
	%	(mm)														
	± 0,6 Non Rect. ± 0,3 Rect	± 2,0 Non Rect. ± 1,0 Rect														
	± 5	± 0,5														
	± 0,5 Non Rect. ± 0,3 Rect	± 1,5 Non Rect. ± 0,8 Rect														
	± 0,5 Non Rect. ± 0,3 Rect	± 2,0 Non Rect. ± 1,5 Rect														
± 0,5 Non Rect. ± 0,4 Rect	± 2,0 Non Rect. ± 1,8 Rect															
<p>Qualità della superficie Surface quality Qualités de la surface Oberflächenqualität</p>	UNI EN ISO 10545-2	Il 95 % min. delle piastrelle di prova deve essere esente da difetti visibili Minimum 95% of the tested tiles must be free from visible defects 95% min. des carreaux de test ne doit pas contenir de défauts visibles Min. 95% der geprüften Fliesen dürfen keine sichtbaren Mängel aufweisen	Conforme Corresponding Conforme Entsprechend													
<p>Assorbimento d'acqua Water absorption Absorption d'eau Wasseraufnahme</p>	UNI EN ISO 10545-3	≤ 0,5% Individual max 0,6%	≤ 0,5%													
<p>Sforzo di rottura / Breaking strength Effort de rupture / Bruchkraft</p>	UNI EN ISO 10545-4	S ≥ 1300 N (≥ 7,5 mm)	S ≥ 1300 N													
<p>Resistenza alla flessione / Modulus of Rupture Résistance à la flexion / Biegefestigkeit</p>		R ≥ 35 N/mm²	R ≥ 35 N/mm²													
<p>Resistenza al gelo Resistance to frost Résistance aux gel Frostbeständigkeit</p>	UNI EN ISO 10545-12	Richiesto Required	Non gelivo Frost-proof Non gélifs Frostsicher													
<p>Resistenza ai prodotti chimici Resistance to chemical products Résistance aux produits chimiques Widerstand gegen Chemikalien</p>	UNI EN ISO 10545-13	Resistenza a basse concentrazioni di acidi e alcali Resistance to low concentrations of acids and alkalis Secondo la classificazione indicata dal fabbricante Manufacturer is to state classification Resistenza ad alte concentrazioni di acidi e alcali Resistance to high concentrations of acids and alkalis Metodo di prova disponibile Test method available Resistenza ai prodotti chimici di uso domestico ed agli additivi per piscina Resistance to household chemicals and swimming pool salt Classe minima B Minimum class B	<table border="1"> <tr> <td>Naturale LA</td> <td>Lappato Plus Honed Plus LA / LB</td> </tr> <tr> <td>Naturale HA</td> <td>Lappato Plus Honed Plus HA / HB</td> </tr> <tr> <td>Naturale A</td> <td>Lappato Plus Honed Plus A</td> </tr> </table>	Naturale LA	Lappato Plus Honed Plus LA / LB	Naturale HA	Lappato Plus Honed Plus HA / HB	Naturale A	Lappato Plus Honed Plus A							
	Naturale LA	Lappato Plus Honed Plus LA / LB														
	Naturale HA	Lappato Plus Honed Plus HA / HB														
Naturale A	Lappato Plus Honed Plus A															
<p>Resistenza all'abrasione (metodo PEI) Abrasion resistance (PEI test) Résistance à l'abrasion (méthode PEI) Widerstand gegen Abrieb (nach PEI)</p>	UNI EN ISO 10545-7	Segnala la classe di abrasione e i cicli superati Report abrasion class and cycles passed	disponibili sul sito internet alla sezione download della serie references available on the website in the download section of the series													
<p>Resistenza alle macchie Staining resistance Résistance aux taches Widerstand gegen Fleckenbildung</p>	UNI EN ISO 10545-14	Min. 3	Conforme Corresponding Conforme Entsprechend													
<p>Resistenza agli sbalzi termici Thermal shock resistance Résistance aux écarts de température Temperaturwechselbeständigkeit</p>	UNI EN ISO 10545-9	Metodo di prova disponibile Test method available	Resiste Resistant Résiste Widerstandsfähig													
Caratteristiche accessorie / Additional features																
<p>Stabilità dei colori Colours stability Stabilité des couleurs Farbbeständigkeit</p>	DIN 51094	Colorazione Stabile Stable coloring	Conforme Corresponding Conforme Entsprechend													
Caratteristiche di sicurezza / Safety characteristics																
<p>Resistenza allo scivolamento * Slip resistance Résistance au glissement Rutschemmende Eigenschaft</p>	METODO B.C.R.A.	μ > 0,40	Conforme Corresponding Conforme Entsprechend													
	DIN EN 16165	ANNEX A Test della rampa a piedi nudi / Classe dichiarata Barefoot ramp test / Declared Class ANNEX B Test della rampa a piedi calzati / Classe dichiarata Shod ramp test / Declared Class	A+B+C R11													
	DCOF (ANSI A 326.3)	≥ 0,42	Conforme Corresponding Conforme Entsprechend													

* La scheda tecnica dettagliata di ogni serie è disponibile sul sito aziendale . Technical data sheet of each collection is available for download on website

CARATTERISTICHE TECNICHE - TECHNICAL FEATURES

RIVESTIMENTI IN PASTA BIANCA ATOMIZZATA • ATOMIZED WHITE BODY WALL TILE

UNI EN 14411 BIII Allegato L (ISO 13006)

Caratteristica tecnica Technical feature Caractéristique technique Technische Eigenschaft	Norma Norm Norme Norm	Valore richiesto dalle norme Required standards Valeur prescrite par les normes Normvorgabe	Rivestimenti Wall Tiles Revêtement mural Beschichtungen	
Lunghezza e larghezza / Length and width Longueur et largeur / Länge und breite Spessore / Thickness Épaisseur / Stärke Rettilineità degli spigoli Straightness of sides Ortogonalità / Rectangularity Orthogonalité / Rechtwinkligkeit Planarità / Length and width Planeité de surface / Ebenflächigkeit	UNI EN ISO 10545-2	N ≥ 15 cm	Conforme Corresponding Conforme Entsprechend	
		%		(mm)
		± 0,6 Non Rect. ± 0,3 Rect		± 2,0 Non Rect. ± 1,0 Rect
		± 10		± 0,5
		± 0,5 Non Rect. ± 0,3 Rect		± 1,5 Non Rect. ± 0,8 Rect
Qualità della superficie Surface quality Qualités de la surface Oberflächenqualität	UNI EN ISO 10545-2	Il 95 % min. delle piastrelle di prova deve essere esente da difetti visibili Minimum 95% of the tested tiles must be free from visible defects 95% min. des carreaux de test ne doit pas contenir de défauts visibles Min. 95% der geprüften Fliesen dürfen keine sichtbaren Mängel aufweisen	Conforme Corresponding Conforme Entsprechend	
		> 10 %	≥ 15%	
Assorbimento d'acqua Water absorption Absorption d'eau Wasseraufnahme Sforzo di rottura Breaking strength Effort de rupture Bruchkraft Resistenza alla flessione Modulus of rupture Résistance à la flexion Biegefestigkeit	UNI EN ISO 10545-3	Spessore / Thickness ≥ 7,5 Non meno di / Not less than 600 N	> 600 N	
		Spessore / Thickness < 7,5 Non meno di / Not less than 200 N	> 200 N	
		Spessore / Thickness ≥ 7,5 Minimo / Minimum 12 N/mm²	> 12 N/mm²	
		Spessore / Thickness < 7,5 Minimo / Minimum 15 N/mm²	> 15 N/mm²	
Resistenza al cavillo Crazing resistance Résistance au tressillage Haarißbeständigkeit	UNI EN ISO 10545-11	Richiesta Requested Demandée Gefragt	Conforme Corresponding Conforme Entsprechend	
		Metodo di prova disponibile Test method available	Resiste Resistant Résiste Widerstandsfähig	
Resistenza agli sbalzi termici Thermal shock resistance Résistance aux écarts de température Temperaturwechselbeständigkeit Resistenza agli acidi Chemical resistance Résistance à l'attaque chimique Beständigkeit gegen Chemikalien	ISO 10545-9	Resistenza a basse concentrazioni di acidi e alcali Resistance to low concentrations of acids and alkalis Secondo la classificazione indicata dal fabbricante Manufacturer is to state classification	LA	
		Resistenza ad alte concentrazioni di acidi e alcali Resistance to high concentrations of acids and alkalis Metodo di prova disponibile Test method available	HA	
		Resistenza ai prodotti chimici di uso domestico ed agli additivi per piscina Resistance to household chemicals and swimming pool salt Classe minima B Minimum class B	A	
Resistenza alle macchie Staining resistance Résistance aux taches Widerstand gegen Fleckenbildung	UNI EN ISO 10545-14	Classe 3 Class 3 Classe 3 Klasse 3	Conforme Corresponding Conforme Entsprechend	

CONSIGLI DI POSA

Non si accettano reclami relativi a materiale già posato.

Per una posa eseguita a regola d'arte è richiesta, in generale, l'osservanza dei seguenti criteri:

1. Resistenze adeguate del sottofondo;
2. Rispetto dei tempi di maturazione del massetto;
3. Posa in ambienti di sole civili abitazioni.

Applicazioni diverse dovranno essere sottoposte a verifica di **Cotto Petrus S.r.l.**;

4. Rispetto degli eventuali giunti strutturali presenti;
5. Realizzazione di giunto elastico perimetrale, per ogni elemento in elevazione, con limitazione delle superfici continue a non oltre 50-60 m (25-30 m in presenza di grandi vetrate);
6. Utilizzo di opportuno adesivo di classe C2 (per interno) o C2E (per esterno) secondo EN 12004, utilizzando la tecnica della doppia spalmatura;
7. Utilizzo di idoneo stucco avendo cura di effettuare prove preventive di pulibilità in caso di stuccature a contrasto;
8. All'atto della posa prelevare piastrelle alternativamente da diverse scatole;
9. Controllare, prima della posa, tonalità, calibro e scelta.

Il prodotto rettificato consente anche di ottenere una superficie in cui la giunzione fra una lastra e l'altra è appena percettibile (minimo 2/3 mm). Nell'utilizzo del prodotto naturale si consiglia una fuga di 5/7mm tra una lastra e l'altra.

CONSEILS DE POSE

Aucune réclamation portant sur des matériaux déjà posés ne sera acceptée.

Pour une pose dans les règles de l'art, il convient d'une manière générale de respecter les conditions suivantes:

1. Résistance adaptée de la sous-couche;
2. Respect des temps de maturation de la chape;
3. Pose uniquement dans des habitations civiles.

Toute autre application sera soumise au contrôle de **Cotto Petrus S.r.l.**;

4. Respect des éventuels joints structurels présents;
5. Réalisation d'un joint élastique périphérique, pour chaque élément surélevé, avec limitation des surfaces continues à un maximum de 50-60 m (25-30 m en présence de grandes baies vitrées);
6. Utilisation d'une colle adaptée de classe C2 (pour intérieur) ou C2E (pour extérieur) conformément à la norme EN 12004, en utilisant la technique du double encollage;
7. Utilisation d'un ciment-joint adapté en prenant soin de vérifier préalablement qu'il peut être nettoyé en cas de joints en contraste;
8. Lors de la pose, prélever les carreaux en alternant entre différents paquets;
9. Avant de procéder à la pose, contrôler la teinte, le calibre et l'aspect du carreau.

Le produit rectifié permet également d'obtenir une surface où la jonction entre une dalle et l'autre est à peine perceptible (2/3 mm minimum). Lors de l'utilisation du produit avec surface naturelle, il est conseillé de respecter un joint de 5/7 mm entre chaque dalle.

IT

ADVICE FOR INTALLATION

EN

We cannot accept complaints made after the material has been installed.

To achieve a state-of-the-art installation the following criteria must be observed:

1. Adequate sub-base resistance;
2. Respect of the slab setting times;
3. Installation in residential environments only. Any different applications must be examined by **Cotto Petrus S.r.l.**;
4. Respect of any existing structural joints;
5. Realization of expansion joint for the perimeter, for all raised elements, with limitation of continuous surfaces to no more than 50-60 sqm (25-30 sqm in areas containing large window/glass installations or when used externally);
6. The use of a suitable C2 (for interior use) or C2E (for external use) adhesive according to EN12004, applied with the double spread coating technique;
7. The use of a suitable grout, checked and tested first, in the case of contrasting grout, and tested in a small area to verify that it can be effectively cleaned away;
8. During laying, pick tiles alternately from different boxes;
9. Check that the calibre, shade and sorting grade are correct before installing.

Rectified products also enable to obtain surfaces where joints are hardly perceptible (minimum 2/3 mm). For the natural finish, a joint of 5/7 mm is recommended between one slab and the next.

FR

VERLEGEHINWEISE

DE

Es werden keine Reklamationen bezüglich von bereits verlegtem Material akzeptiert.

Um nach allen Regeln der Kunst zu verlegen, müssen allgemein folgende Kriterien eingehalten werden:

1. Angemessene Widerstandsfähigkeit des Untergrunds;
2. Einhaltung der Reifungszeiten des Estrichs;
3. Verlegung in ausschließlich aus Zivilwohnungen bestehenden Umgebungen. Andere Anwendungsarten müssen von **Cotto Petrus S.r.l.** überprüft werden;
4. Einhaltung eventuell vorhandener Bauwerksfugen;
5. Errichtung einer Dehnungsrandfuge für jedes erhöhte Element mit Beschränkung der durchgehenden Flächen auf maximal 50-60 m (25-30 m, falls große Glasflächen vorhanden sind);
6. Verwendung eines geeigneten Klebers der Klasse C2 (für den Innenbereich) oder C2E (für den Außenbereich) nach EN 12004 unter Anwendung der Technik des zweifachen Kleberaufstrichs;
7. Verwendung eines geeigneten Fugmittels, wobei man im Fall von kontrastierenden Fugen zuvor Reinigungstests durchführen sollte;
8. Bei der Verlegung die Fliesen abwechselnd aus verschiedenen Schachteln verwenden;
9. Vor dem Verlegen den Farbton, die Größenklasse und die Wahl kontrollieren.

Mit dem geschliffenen Produkt kann man auch eine Fläche mit einer kaum wahrnehmbaren Fuge zwischen den einzelnen Platten erzielen (mindestens 2-3 mm). Bei Verwendung des naturbelassenen Produkts wird empfohlen, eine 5-7 mm breite Fuge zwischen den einzelnen Platten einzuhalten.

CONSIGLI DI POSA, PULIZIA E MANUTENZIONE

LAVAGGIO, PROTEZIONE E MANUTENZIONE DEL GRES PORCELLANATO

1. Lavaggio dopo posa

Il lavaggio dopo posa è un una fase di fondamentale importanza per tutti gli interventi successivi e per la manutenzione.

Con il lavaggio acido dopo posa si eliminano i residui di posa e il normale sporco di cantiere come: malta, colla, pittura, sporco da cantiere di varia natura... È bene sapere che oltre il 90% delle contestazioni in cantiere è dovuto ad un cattivo, o addirittura inesistente, lavaggio con detergente acido dopo posa.

Per questa operazione **Fila** propone **DETERDEK PRO**, detergente disincrostante acido che non sviluppa fumi nocivi e non aggrredisce le fughe. Rimuove lo sporco da cantiere - malta, stucco, incrostazioni di varia natura. **Fila DETERDEK PRO** unisce all'azione disincrostante anche una efficace azione pulente. La pulizia di fine cantiere si esegue a completa stagionatura dello stucco cementizio (almeno 36-48 ore), attenendosi scrupolosamente ai consigli di seguito riportati:

- Utilizzare **Fila DETERDEK PRO** diluito 1:5 (1 litro di Deterdek PRO in 5 di acqua possibilmente calda)
- Spazzare bene il pavimento quindi distribuire uniformemente la soluzione di **DETERDEK PRO** diluito, utilizzando un normale spazzetone, mop-lavapavimenti (mocio) o uno straccio ruvido per ambienti residenziali oppure frizionando con monospazzola dotata di dischi con tampone di colore verde per grandi superfici;
- Lasciare agire per qualche minuto, in funzione dell'intensità dello sporco;
- Intervenire energeticamente con spugna abrasiva tipo verde oppure con spazzolone con setole in nylon o nel caso di grandi superfici con monospazzola munita di disco verde e aspira liquidi.
- Raccogliere il residuo con stracci oppure con aspiraliquidi.

Resa: 1 litro/40 m² – diluizione 1:5.

Per rimuovere i residui di stucco epossidico consigliamo di utilizzare lo specifico detergente **Fila CR10**.

Prima di eseguire la pulizia con il **Fila CR10** attendere i tempi di messa in esercizio del fugante utilizzato, attenendosi scrupolosamente ai consigli di seguito riportati:

- Stendere direttamente sulla superficie da pulire con una pennellina, coprendo perfettamente tutti i residui di stucco;
- Lasciare agire per circa 30 minuti;
- Strofinare con spugna abrasiva o eventualmente spatola sui residui più consistenti. Per l'applicazione a pavimento è possibile intervenire con monospazzola utilizzando il disco più opportuno;
- Risciacquare con cura.
- Nel caso di residui più tenaci ripetere l'applicazione seguendo le stesse modalità e lasciando agire più a lungo il prodotto.

2. Protezione Lappato Plus+/Honed Plus+

Con la protezione si:

- Impermeabilizza la superficie, rendendola antimacchia
- Impermeabilizza le fughe, rendendole antimacchia
- Facilita la manutenzione ordinaria

La migliore protezione si realizza con **Fila MP/90**, un protettivo liquido antimacchia che penetra in profondità proteggendo il pavimento senza generare pellicole superficiali, per questo motivo **Fila MP/90** non altera il colore della superficie e la sua efficacia rimane inalterata per diversi anni.

- Stendere puro a pavimento asciutto e pulito (almeno 4 ore dopo il lavaggio), applicarlo con pennellina, rullo o straccio avendo cura di distribuirlo in modo omogeneo su tutta la superficie comprese le fughe.
- A pavimento asciutto (dopo circa 4-8 ore) togliere la parte in eccesso che si è seccata ed è rimasta in superficie, con straccio di cotone pulito e asciutto, lucidatrice o monospazzola con disco beige. I residui tenaci si possono rimuovere utilizzando un panno pulito imbevuto di **Fila MP/90**.

Resa: 1 litro/30 m² circa.

3. Protezione Lappato In Cresta

Con la protezione si:

- Impermeabilizza la superficie, rendendola antisporco
- Ridona lucentezza superficiale
- Facilita la manutenzione ordinaria

La migliore protezione si realizza con **Fila STOP DIRT**, un protettivo liquido antisporco che penetra in profondità proteggendo il pavimento senza generare pellicole superficiali, per questo motivo **Fila STOP DIRT** non altera il colore della superficie e la sua efficacia rimane inalterata nel tempo e resiste agli agenti chimici.

- Stendere il prodotto puro a pavimento perfettamente asciutto e pulito (almeno 4-8 ore dopo il lavaggio), applicarlo con pennellina o straccio avendo cura di distribuirlo in modo omogeneo su tutta la superficie comprese le fughe.
- Massaggiare accuratamente il prodotto in fase di stesura in modo da farlo penetrare bene e di eliminare completamente i residui di prodotto dalla superficie.
- Entro 10 minuti dall'applicazione di **Fila STOP DIRT** bisogna togliere la parte in eccesso che si eventualmente è rimasta in superficie, con straccio di cotone pulito e asciutto o della semplice carta tipo scottex.

Resa: 1 litro/70 m² circa.

4. Protezione tipo naturale-strutturato

Nel caso di superfici rustiche lo sporco si deposita negli interstizi del materiale, rendendo difficile la manutenzione.

In questo caso, per pavimentazioni interne ed esterne si consiglia di utilizzare **Fila STOP DIRT** che protegge il pavimento dallo sporco rendendo più facile la manutenzione ordinaria. Il protettivo **Fila STOP DIRT** protegge il pavimento senza creare pellicole superficiali, non altera il colore della superficie e non modifica l'originale grado di scivolosità (prove eseguite secondo i metodi B.C.R.A. e ASTM C 1028-2007).

- Stendere il prodotto puro a pavimento perfettamente asciutto e pulito (almeno 4-8 ore dopo il lavaggio), applicarlo con pennellina o straccio avendo cura di distribuirlo in modo omogeneo su tutta la superficie comprese le fughe.
- Massaggiare accuratamente il prodotto in fase di stesura in modo da farlo penetrare bene e di eliminare completamente i residui di prodotto dalla superficie.
- Entro 10 minuti dall'applicazione di **Fila STOP DIRT** bisogna togliere la parte in eccesso che si eventualmente è rimasta in superficie, con straccio di cotone pulito e asciutto o della semplice carta tipo scottex.

5. Manutenzione per tutte le superfici

Per la pulizia di tutti i giorni

Fila CLEANER PRO detergente neutro a basso residuo.

Si diluisce a seconda dello sporco. Ad elevate diluizioni non necessita di risciacquo. Non lascia, sulla superficie lavata, residui cerosi o silicici in quanto ne è privo. Si può usare anche con macchine lavasciuga.

Resa: 2.000 m² con 1 litro - diluizione 1:200.

Per sporchi più intensi e per togliere le macchie

Fila PS87 PRO detergente sgrassante e smacchiatore.

Un prodotto, tante funzioni: detergente, sgrassante, decerante e smacchiatore.

Basta scegliere la diluizione giusta per ottenere l'effetto desiderato.

- Diluito 1:10 in acqua, per rimuovere sporchi intensi
- Puro, lasciandolo agire per circa 20-40 minuti per rimuovere le macchie e residui di stucco epossidico.

6. Igienizzazione

Il mantenimento di **condizioni igieniche ottimali** è indispensabile per la salute e per la sostenibilità della nostra società, igienizzare significa rimuovere germi e batteri presenti sulla superficie, riducendo così il rischio della loro proliferazione e diffusione nell'ambiente. Una corretta igiene passa soprattutto da una buona pulizia. Dopo aver pulito con **DETERDEK PRO** o **PS87 PRO** o **CLEANER PRO**, igienizzare con **SANIFAST** (prodotto attivo contro germi e batteri come Salmonella, Listeria, Escherichia Coli, Staphylococcus aureus, Funghi...), detergente ad azione istantanea che pulisce e igienizza a fondo, rispettando tutte le superfici, sia interne che esterne.

Per una pulizia igienizzante diluire 1:100 (50 ml in 5 litri d'acqua). Utilizzare possibilmente acqua tiepida e strizzare bene lo straccio in microfibra, sciacquandolo spesso nella soluzione di detergente.

Per un'igiene più profonda: diluire 250 ml di **SANIFAST** in 5 litri d'acqua. Lavare e risciacquare. Per la pulizia dei sanitari: usare puro con una spugna morbida e risciacquare.



www.filasolutions.com

ADVICE FOR INSTALLATION CLEANING AND MAINTENANCE

WASHING, PROTECTION AND MAINTENANCE OF PORCELAIN TILES

1. Washing after laying

Washing after laying is a fundamentally important stage for any subsequent treatment and for maintenance.

Acid washing after laying removes laying residues and normal building site dirt, such as: grout, glue, paint, different kinds of building site dirt

It is a good thing to know that over 90% of site complaints are due to poor, or even inexistent, washing with acid detergent after laying.

For this operation, **Fila** suggests **DETERDEK PRO**, the acid-based descaling detergent that does not emit harmful fumes and does not harm the grouting. It removes building-site dirt - grout, plaster, different kinds of encrusted dirt.

Fila DETERDEK PRO combines descaling with effective cleaning.

The site must be cleaned on completion, when the concrete grouting is completely dry (at least 36-48 hours), closely following the instructions given below:

- Use **Fila DETERDEK PRO** diluted 1:5 (1 litre of Deterdek PRO in 5 of water, preferably hot)
- Brush the floor thoroughly, then evenly apply the solution of diluted **DETERDEK PRO** using a normal flat brush, floor mop or a rough household floor cloth or rubbing with a single-brush machine, fitted with discs with green buffer for large surfaces;
- Leave for a few minutes, depending on how dirty the surface is;
- Rub hard with a green abrasive sponge or flat brush with nylon bristles or, for large areas, a single-brush machine fitted with green disc and liquid vacuum cleaner;
- Remove residues with cloths or a liquid vacuum cleaner.

Coverage: 1 litre/40 m² – dilution 1:5

To remove residues of epoxy grouting we recommend using the specific **Fila CR10** detergent.

Before cleaning with **Fila CR10** wait until the grouting product applied is ready for use, closely following the instructions given below:

- Apply directly to the surface to be cleaned using a large flat paintbrush, perfectly covering all residues of plaster.
- Leave for about 30 minutes
- Rub with an abrasive sponge or even a spatula to remove larger residues. A single-brush machine fitted with the most appropriate disc can be used for floors
- Rinse thoroughly
- For more stubborn residues, repeat the same procedure, leaving the product to work for longer.

2. Lappato Plus+/Honed Plus+ protection

Protection:

- Waterproofs the surface, making it stain proof
- Waterproofs grouting, making it stain proof
- Makes ordinary maintenance easier

The best protection is offered by **Fila MP/90**, a stain-proofing liquid protector that penetrates deep down. **Fila MP/90** protects the floor without forming a surface film and therefore does not alter the surface colour and its effectiveness remains unaltered for several years.

- On a clean dry floor and at least 4 hours after washing, apply undiluted with a flat paintbrush, roller or cloth, taking care to spread evenly over the entire surface, including the grouting.
- When dry (after about 4-8 hours), remove any dried excess from the surface with a clean dry cotton cloth, machine polisher or single-brush machine with beige disc. Stubborn residues can be removed with a clean cloth soaked in **Fila MP/90**.

Coverage: 1 litre/30 m² approx.

3. Honed On the Ridge protection

Protection:

- Waterproofs the surface, making it dirt proof
- Restores surface sheen
- Makes ordinary maintenance easier

The best protection is offered by **Fila STOP DIRT**, a dirt-proofing liquid protector that penetrates deep down. **Fila STOP DIRT** protects the floor without forming a surface film and therefore does not alter the surface colour and its effectiveness

remains unaltered over time and resists chemical agents.

- On a perfectly clean dry floor and at least 4-8 hours after washing, apply undiluted with a flat paintbrush or cloth, taking care to spread evenly over the entire surface, including the grouting.
- Rub thoroughly when applying to make the product penetrate well and completely remove product residues from the surface.
- 10 minutes after applying, any excess residues of **Fila STOP DIRT** must be removed from the surface, with a clean dry cotton cloth or simple kitchen roll.

Coverage: 1 litre/70 m² approx.

4. Natural-textured protection

Dirt gets stuck in the uneven surface of rough-finish floors, making maintenance difficult.

In this case, we recommend using **Fila STOP DIRT** for indoor and outdoor floors and paving. It protects the surface from dirt and makes everyday cleaning easier.

Fila STOP DIRT protects the floor or paving without forming a surface film and does not alter the surface colour or the original skid resistance of the material (tests carried out using B.C.R.A. and ASTM C 1028-2007 methods).

- On a perfectly clean dry floor and at least 4-8 hours after washing, apply undiluted with a flat paintbrush or cloth, taking care to spread evenly over the entire surface, including the grouting.
- Rub thoroughly when applying to make the product penetrate well and completely remove product residues from the surface.
- 10 minutes after applying, any excess residues of **Fila STOP DIRT** must be removed from the surface, with a clean dry cotton cloth or simple kitchen roll.

5. Maintenance for all surfaces

For everyday cleaning

Fila CLEANER PRO low-residue neutral detergent.

Dilute depending on the dirt. When highly diluted it does not need rinsing.

It does not leave waxy or silicon residues on the washed surface as it does not contain them.

It can also be used with washing and drying machines.

Coverage: 2,000 m² with 1 litre – dilution 1:200

For more intense dirt and for removing stains

Fila PS87 PRO degreasing detergent and stain remover.

One product, lots of uses: detergent, degreaser, wax remover and stain remover.

Just choose the right dilution to give the desired effect.

- Diluted 1:10 in water to remove intense dirt
- Undiluted, left to work for around 20-40 minutes to remove stains and residues of epoxy grouting.

6. Sanitation

The maintenance of **optimal hygienic conditions** is essential for the health and sustainability of our society, sanitizing means removing germs and bacteria present on the surface, thus reducing the risk of their proliferation and diffusion in the environment. Proper hygiene passes mainly through good cleaning practices. After a good cleaning with **DETERDEK PRO** or **PS87 PRO** or **CLEANER PRO**, sanitize with **SANIFAST** (active product against germs and bacteria such as Salmonella, Listeria, Escherichia Coli, Staphylococcus aureus,...) instant action detergent, which cleans and sanitizes thoroughly, respecting all surfaces, both internal and external.

For a sanitizing cleaning: dilute 1: 100 (50 ml in 5 liters of water). If possible, use warm water and wring out the microfibre cloth well, rinsing it often in the detergent solution.

For deeper hygiene: dilute 250 ml of **SANIFAST** in 5 liters of water. Wash and rinse. For sanitary cleaning: use pure with a soft sponge and rinse.



www.filasolutions.com

CONSIGLI PER LA PULIZIA DOPO POSA E MANUTENZIONE

IT

dei pavimenti in gres porcellanato **naturali** e **lappati** Cotto Petrus srl

All'attenzione del posatore: prima pulizia

La cura con la quale si esegue la pulizia dopo posa influenzerà la pulibilità del pavimento per tutta la sua durata. Importantissimo è pulire bene a fine posa, a pavimento nuovo. È necessario infatti, dopo aver applicato il fugante, togliere tutti i residui di cemento lasciati in fase di posa e stuccatura dai posatori con l'utilizzo di acido tamponato (tipo Keranet o similari). Lasciare agire per circa 40 minuti e poi risciacquare bene con appositi strumenti aspira liquidi fino a vedere l'acqua utilizzata limpida. A seguire effettuare un lavaggio con un prodotto sgrassante leggermente alcalino (tipo sgrassatore per cappe da cucina o tipo Chante Clair) ed un buon risciacquo. Dopo queste operazioni la messa in servizio del pavimento è terminata a regola d'arte.

ATTENZIONE: Si consiglia di utilizzare fuganti non additivati con polimeri. In caso di utilizzo di questa tipologia si prega di pulire immediatamente con un detergente alcalino.

Se queste operazioni non vengono effettuate correttamente il pavimento conserverà un invisibile strato di calcare che col tempo si potrà macchiare o impedire una pulizia profonda.

Fatto questo e avuta la certezza che le piastrelle siano ben pulite, il pavimento non presenterà problemi. Se però la pulizia iniziale non è stata eseguita correttamente ed il pavimento presenta aloni, macchie o piastrelle con superficie opacizzata è possibile rimediare ripartendo dalla prima pulizia, cioè utilizzando un detergente a base acida e risciacquando ripetutamente con acqua pulita, in quanto non esistono detergenti in grado di pulire all'istante e al solo passaggio un pavimento così sporco.

Manutenzione e pulizia ordinaria

Si consiglia l'utilizzo di acqua e aceto una volta al mese per asportare il calcare che inevitabilmente si deposita sul pavimento durante le normali operazioni di pulizia.

Per la pulizia quotidiana è sufficiente utilizzare, con moderazione, un detergente neutro a basso residuo, prodotti acquistabili nei supermercati. È importante sciacquare spesso il panno utilizzato nella pulizia e non eccedere nella quantità di detergente, infatti l'uso di acqua sporca, prodotti auto lucidanti o eccesso di detergenti può formare, col tempo, una patina invisibile causa di aloni e macchie.

Di norma, i produttori consigliano di provare i loro detergenti su una piccola porzione nascosta del pavimento o del rivestimento prima di utilizzarli su tutta la superficie da trattare.

Nel caso di uso accidentale o volontario di prodotti chimici (detergenti, acidi o solventi), seguire attentamente le istruzioni d'uso previste per ogni prodotto, in particolare si suggerisce di effettuare una prova su una piccola porzione nascosta della superficie da trattare e comunque deve sempre seguire un abbondante risciacquo e accurata asciugatura.

ATTENZIONE: di fondamentale importanza è non utilizzare mai smacchiatori tipo antiruggine o di tipo spray perché contengono acido fluoridrico, il danno che provocherà sarà irreversibile ed irreparabile in quanto non esiste pavimento resistente a tale acido.

ADVICE FOR CLEANING AFTER INSTALLATION AND FOR MAINTENANCE

EN

of Cotto Petrus srl **natural** and **lapped** porcelain stoneware floor tiles

For installers: initial cleaning

Careful, scrupulous cleaning of new floors after installation will make them easier to clean for the rest of the time thereafter, so it is extremely important.

After the grout has been applied, all the cement residue left behind at the installation and grouting stage must be removed using buffered acid (such as Keranet or similar).

Leave the acid to work for about 40 minutes, then rinse thoroughly using suitable wet vacuum devices until the water runs clear.

After this, wash using a slightly alkaline degreasing product (such as the type used for kitchen hoods, Chante Clair or similar) and rinse carefully.

The flooring is now perfectly ready for use.

N.B.: We recommend using grout without polymer additives. If this type of grout is used, cleaning must be carried out immediately using an alkaline detergent.

If these operations are not carried out correctly, the floor will retain an invisible layer of limescale which in time may become soiled or prevent proper cleaning.

Once this has been done and you are sure the tiles have been properly cleaned, there will be no problems with the floor. If, however, this initial cleaning has not been carried out properly and there are shades or stains on the floor, or tiles with a dull surface, the problem can be solved by starting out from the initial cleaning process, i.e. using an acid-based detergent and rinsing repeatedly with clean water, because no detergent is able to clean such a dirty floor in just one go.

Ordinary cleaning and maintenance

Water and vinegar should be used once a month to remove the limescale that inevitably settles on the floor during normal cleaning operations.

For everyday cleaning, it is sufficient to use a moderate amount of neutral, low-residue detergent, which can be purchased in supermarkets.

It is important to rinse the cloth used for cleaning frequently, and not to use too much detergent; in time, dirty water, self-polishing products or too much detergent can leave an invisible patina to form that causes shades and stains. Manufacturers generally recommend testing their detergents on a small section of floor or wall hidden from view before using it on the whole surface to be treated. If chemicals (detergents, acids or solvents) are used either accidentally or voluntarily, carefully follow the instructions provided for the product in question. We suggest trying products out on a small section hidden from view of the surface to be treated, and in all cases the surface must be thoroughly rinsed and dried.

N.B.: spray stain removers or rust removers must never be used, because they contain hydrofluoric acid, which causes irreversible, irreparable damage to all kinds of flooring.

CONSEILS DE NETTOYAGE APRES LA POSE ET D'ENTRETIEN

FR

des revêtements de sol en grès cérame **naturels** et **polis** Cotto Petrus srl

À l'attention de la personne en charge de la pose: premier nettoyage

Le soin apporté au nettoyage une fois la pose achevée a une incidence sur la nettoyabilité du revêtement de sol pendant toute sa durée d'utilisation. Il est fondamental de procéder à un nettoyage correct du nouveau revêtement de sol une fois la pose achevée. Après le remplissage des joints, éliminer tous les résidus de ciment laissés lors de la pose et du remplissage des joints par les personnes en charge de la pose en utilisant de l'acide tamponné (type Keranet ou produit similaire). Laisser agir pendant environ 40 minutes puis rincer avec soin à l'aide d'outils adaptés d'aspiration de liquide, jusqu'à ce que l'eau utilisée soit limpide. Procéder ensuite à un nettoyage avec un produit dégraissant légèrement alcalin (comme un dégraissant pour hottes de cuisine ou un produit de type Chante Clair) et rincer convenablement. Une fois ces opérations réalisées, la mise en service du revêtement de sol est considérée comme achevée dans les règles de l'art.

ATTENTION: il est recommandé d'utiliser des produits de jointoiment sans additifs polymères. En cas d'utilisation de ce type de produits, nettoyer immédiatement avec un produit de nettoyage alcalin.

Si ces opérations ne sont pas réalisées correctement, une couche de calcaire invisible demeurera sur le revêtement de sol qui, avec le temps, pourrait se tacher ou empêcher un nettoyage en profondeur. Une fois ces opérations réalisées et lorsque l'on a la certitude que les carreaux sont bien propres, le revêtement de sol ne présente plus aucun problème. Cependant, si le nettoyage initial n'a pas été réalisé correctement et si le revêtement de sol présente des auréoles, des taches ou des carreaux dont la surface est opaque, il est possible d'y remédier en recommençant du nettoyage initial. Utiliser alors un produit de nettoyage à base acide puis rincer de manière répétée à l'eau propre, dans la mesure où il n'existe pas de produits capables de nettoyer instantanément et en un seul passage un revêtement de sol présentant un tel degré de saleté.

Entretien et nettoyage ordinaire

Il est conseillé d'utiliser de l'eau et du vinaigre une fois par mois pour éliminer le calcaire qui se dépose inévitablement sur le revêtement de sol lors des opérations de nettoyage normales. Pour le nettoyage quotidien, il suffit d'utiliser, avec modération, un produit de nettoyage neutre à faible résidu, vendu couramment dans le commerce. Il est important de rincer régulièrement le linge utilisé pour le nettoyage et de ne pas utiliser une quantité excessive de produit de nettoyage. L'utilisation d'eau sale, de produits autolustrants ou d'une quantité excessive de produit nettoyant peut avec le temps entraîner la formation d'une patine invisible et l'apparition d'auréoles et de taches. Généralement, les fabricants recommandent d'essayer leurs produits de nettoyage sur une petite portion cachée du revêtement avant de les utiliser sur l'ensemble de la surface à nettoyer. En cas d'utilisation accidentelle ou volontaire de produits chimiques (produits de nettoyage, acides ou solvants), suivre attentivement les instructions d'utilisation de chaque produit, en particulier s'il est recommandé d'effectuer

un essai sur une petite portion cachée de la surface à traiter, et toujours procéder à un rinçage abondant et à un séchage méticuleux.

ATTENTION: il est fondamental de ne jamais utiliser de détachants antirouille ou en spray, qui contiennent de l'acide fluorhydrique. Les dégâts causés seraient irréversibles et irréparables dans la mesure où il n'existe aucun revêtement de sol résistant à cet acide.

RATSCHLÄGE FÜR DIE REINIGUNG NACH DEM VERLEGEN UND DIE WARTUNG

DE

von **naturbelassenen** und **geläpften** Feinsteinzeugböden von Cotto Petrus srl

Für den Verleger: erste Reinigung

Die Sorgfalt, mit der man die Reinigung nach dem Verlegen durchführt, wird die Reinigungsfähigkeit des Fußbodens während seiner gesamten Lebensdauer beeinflussen. Es ist sehr wichtig, den neuen Bodenbelag nach der Verlegung gut zu reinigen. So ist es notwendig, nach dem Auftragen der Fugenmasse alle beim Verlegen und Verfugen hinterlassenen Zementrückstände mit einer gepufferten Säure (der Art Keranet oder ähnlichem) zu entfernen.

Ungefähr 40 Minuten lang einwirken lassen und dann gut mit geeigneter Ausrüstung zur Ansaugung von Flüssigkeiten spülen, bis das verwendete Wasser klar bleibt. Danach eine Reinigung mit einem leicht alkalischen Entfetter (der Art der Entfetter für Abzughauben oder z.B. Chante Clair) ausführen und gut spülen.

Nach diesen Vorgängen ist der Fußboden nach allen Regeln der Kunst für eine Inbetriebnahme bereit.

ACHTUNG: Es wird empfohlen, Fugengmittel ohne Polymerzusätze zu verwenden. Bei Verwendung dieser Typologie wird empfohlen, sofort mit einem alkalischen Reinigungsmittel nachzureinigen.

Falls diese Vorgänge nicht korrekt durchgeführt werden, wird eine unsichtbare Kalkschicht auf dem Fußboden verbleiben, die mit der Zeit Flecken erzeugen oder eine tiefgehende Reinigung verhindern könnte. Nach diesen Maßnahmen und nachdem man sich vergewissert hat, dass die Fliesen gut gereinigt sind, wird der Fußboden keine Probleme aufweisen. Falls die Erstreinigung dagegen nicht korrekt ausgeführt wird und der Fußboden Schlieren, Flecken und Fliesen mit matter Oberfläche aufweist, kann man Abhilfe schaffen, indem man die Erstreinigung unter Verwendung eines Reinigungsmittels auf Säurebasis wiederholt und mehrmals mit sauberem Wasser nachspült, da es keine Reiniger mit sofortiger Wirkung gibt, die einen auf diese Weise verunreinigten Fußboden in einem Durchgang reinigen.

Normale Wartung und Reinigung

Es wird empfohlen, einmal im Monat Wasser mit Essig zu verwenden, um den Kalk zu entfernen, der sich unvermeidlich bei der normalen Reinigung auf dem Fußboden ablagert. Für die tägliche Reinigung ist es ausreichend, mit Maßen einen in Supermärkten erhältlichen Neutralreiniger mit geringem Rückstand zu verwenden. Es ist wichtig, das bei der Reinigung verwendete Tuch häufig auszuspielen und nicht mit der Reinigermenge zu übertreiben, da die Verwendung von schmutzigem Wasser, Reinigen mit Selbstglanzeffekt oder zu viel Reinigungsmittel mit der Zeit eine unsichtbare Patina bilden kann, die Schlieren und Flecken erzeugt. Normalerweise empfehlen die Hersteller, die Reiniger auf einer kleinen, verborgenen Stelle des Fußbodens oder der Verkleidung zu testen, bevor man sie auf der gesamten zu behandelnden Fläche einsetzt. Im Fall einer unabsichtlichen oder gewollten Verwendung von chemischen Produkten (Reiniger, Säuren oder Lösungsmittel), die Gebrauchsanweisungen für das jeweilige Produkt aufmerksam befolgen, insbesondere wird empfohlen, einen Test auf einer kleinen verborgenen Stelle der zu behandelnden Fläche auszuführen und in jedem Fall reichlich abzuspülen und sorgfältig zu trocknen.

ACHTUNG: Es ist von grundlegender Bedeutung, niemals Fleckentferner der Art Rostschutzmittel oder Sprays zu verwenden, da sie Fluorwasserstoffsäure enthalten, die irreversible Schäden verursachen, da es keinen Fußboden gibt, der dieser Säure widersteht.

CONSIGLI PER LA PULIZIA DOPO POSA E MANUTENZIONE ADVICE FOR CLEANING AFTER INSTALLATION AND FOR MAINTENANCE



Cotto Petrus

ANDAL
SYSTEM S.R.L.

S.A.P. Distanziatore Livellante

La Soluzione per una Posa Perfetta

Gentile cliente/posatore, le aziende ceramiche hanno immesso sul mercato pavimenti e rivestimenti di grandi formati rettificati che necessitano di una posa più specifica e accurata.


Il **distanziatore livellante S.A.P.** è nato per migliorare la messa in opera delle piastrelle e semplificare il lavoro del posatore ottenendo così un prodotto finito esteticamente perfetto.

Per questo motivo, **COTTO PETRUS** consiglia di posare con il **distanziatore livellante S.A.P.** per prevenire gli inconvenienti che possono presentarsi durante la posa.


In particolare, il **distanziatore livellante S.A.P.:**

- Allinea piastrelle di diverso spessore
- Elimina il dislivello tra le piastrelle
- Assicura una fuga minima di 1 mm
- Non necessita di alcuno strumento aggiuntivo
- Diminuisce le contestazioni
- Risultati professionali

Per maggiori informazioni, visita il sito www.andalsystem.it oppure contatta i nostri tecnici **0962 431436 - info@andalsystem.it**





1 Posizionare due o più tiranti al di sotto della piastrella a circa 10 cm dagli angoli. Posizionare la piastrella successiva.



2 Far scivolare il cono all'interno del tirante, spingendo con forza fino all'allineamento delle piastrelle.



3 Una volta indurito il collante sarà sufficiente un calcio in linea di fuga sul tirante per eliminarlo.



CONSEILS DE NETTOYAGE APRÈS LA POSE ET D'ENTRETIEN RATSCHLÄGE FÜR DIE REINIGUNG NACH DEM VERLEGEN UND DIE WARTUNG

FOR THE ATTENTION OF THE INSTALLER

S.A.P. LEVELING SPACERS: THE BEST SOLUTION FOR A PERFECT TILE INSTALLATION

Dear customer/installer, large-format rectified porcelain produced by ceramic factories needs a more precise and accurate tile installation.

The **SAP leveling spacer** is designed to improve tile installation and oversimplify the work of the installer and achieve an excellent result. For all these reasons, **COTTO PETRUS** recommends to install tiles with the **SAP leveling spacer** in order to prevent inconveniences which may occur during tile installation.

In particular, the **SAP leveling spacer:**

- Aligns tiles of different thicknesses,
- Virtually eliminates lippage,
- Allows a minimum joint of 1 mm
- No special tools are required
- Decreases call-backs due to poor installation
- Professional results

For further information, please visit our website www.andalsystem.it or contact our specialists **0039 (0)962 431436 - info@andalsystem.it**

FÜR FLIESENLEGER

SYSTEM S.A.P. ZUM NIVELLIEREN VON FLIESEN BEI DER VERLEGUNG

COTTO PETRUS empfiehlt Andalsystem: Mit diesem **SAP System** ist es möglich Fliesen absolut Plan zu verlegen. Überzähne werden zuverlässig vermieden. Die Anwendung ist einfach und schnell. Man spart Zeit und erhält einen perfekt verlegten Boden, bei geringem Kostenaufwand.

Besonders vorteilhaft erweist sich bei großformatigen und kalibrierten Fliesen. Die Zuglaschen (Weiß) werden bei der Verlegung in die Fugen (1 mm) eingesetzt.

Nach Einlegen der benachbarten Fliese drückt man den Keil (Gelb) mit der Spezialzange durch die Lasche, bis die Oberfläche beider Fliesen auf gleicher Ebene ist. Nach dem Erhärten des Klebers wird die Lasche an der Sollbruchstelle einfach abgebrochen.

Der Keile kann wiederverwendet werden. Das System ist nach dem Ausfügen nicht mehr erkennbar.

Info unten www.andalsystem.it oder **0049 (0) 151 11 15 77 57 - info@andalsystem.it**

A LA ATENCIÓN DEL ALICATADOR

SEPARADORES DE NIVELACIÓN S.A.P.: LA MEJOR SOLUCIÓN PARA UNA PERFECTA COLOCACIÓN

Estimado cliente/alicatador, las empresas de cerámicos han introducido en el mercado pavimentos y revestimientos de gran formato rectificado que necesitan una colocación más precisa.

El **separador de nivelación S.A.P.** es un producto diseñado para mejorar la colocación de las baldosas y simplificar el trabajo del alicatador, así que logre un resultado excelente.

Por este motivo, **COTTO PETRUS** recomienda colocar con el **separador de nivelación S.A.P.** para prevenir los inconvenientes que pueden verificarse durante la colocación.

En particular, el **separador de nivelación S.A.P.:**

- Nivelado baldosas de diferente espesor;
- Elimina el desnivel entre las baldosas;
- Permite una junta mínima de 1 mm;
- No necesita alguna herramienta adicional;
- Disminuye las contestaciones debidas a una incorrecta colocación;
- Resultados profesionales.

Para mayor informaciones, por favor visite nuestro sitio web www.andalsystem.it o contacte nuestros especialistas al número **0039 (0)962 431436 - info@andalsystem.it**

À L'ATTENTION DE L'INSTALLATEUR

CRUISILLONS AUTONIVELANTS S.A.P.: LA MEILLEURE SOLUTION POUR POSER VOTRE CARRELAGE

Cher client/installateur, Les sociétés de carreaux ont réalisé carreaux de grand format rectifié que exigent de une pose plus précise.


Le **croisillon autonivelant S.A.P.** est développé pour améliorer la pose des carreaux et simplifier le travail de l'installateur, obtenant un résultat excellent.

Pour toutes ces raisons, **COTTO PETRUS** préconise le **croisillon autonivelant S.A.P.** afin de prévenir problèmes que peuvent se produire pendant la pose des carreaux.

En particulier, le **croisillon autonivelant S.A.P.:**

- Est idéal pour une utilisation avec des carreaux de différentes épaisseurs;
- Permet d'éliminer tout décalage de niveau entre les carreaux;
- Permet un largeur minimale du joint de 1 mm entre les carreaux;
- Ne nécessite aucun outil particulier;
- Diminue rappels dus à une mauvaise installation;
- Résultats professionnels.

Pour obtenir d'autres renseignements, veuillez consulter notre site web à l'adresse www.andalsystem.it ou prendre contact avec nos collaborateurs au **0039 (0)962 431436 - info@andalsystem.it**



S.A.P. 4

S.A.P. 3

INFO

MERCHANDISING CULLE PORTACARTELLE cm 50x70x81 h



CULLA11 - 11 ALLOGGI DIAGONAL cm 57x100x1,5 h



Porta piastrelle e/o cartelle 60.3x80
Display for loose tiles and/or boards 60.3x80

ESPOSITORE RIVESTIMENTI 25x75 10 ALLOGGI cm 45x65x15 h



NOTA: porta 10 pannelli 30,5x117 cm
Display for 10 boards 30,5x117 cm

CULLA 5 ALLOGGI cm 45x65x15 h




Porta piastrelle 60x120 / 60x60
Display for loose tiles 60x120 / 60x60

INFO

MERCHANDISING ESPOSITORE RIVESTIMENTI 25x75 - 11 ALLOGGI cm 54x57x15 h

Espositore: vista dall'alto / Expo: top view



NOTA: porta 22 pannelli 25x100 cm
Display for 22 boards 25x100 cm



MERCHANDISING

LIBRI ARCHITETTO • ARCHITECTURAL FOLDERS



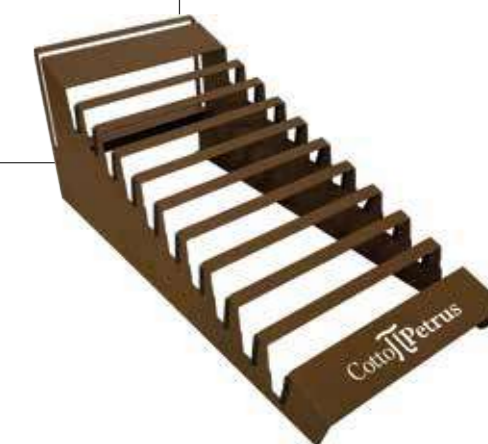
DISPONIBILE PER LE SERIE
AVAILABLE FOR COLLECTIONS

- COTTOBOOK01 ASPEN
- COTTOBOOK02 COMFORT
- COTTOBOOK05 EMOTION
- COTTOBOOK06 EVOQ
- COTTOBOOK07 EXTRA
- COTTOBOOK08 FUSION
- COTTOBOOK09 GIGA
- COTTOBOOK10 MYTHOS
- COTTOBOOK11 PRESTIGE
- COTTOBOOK12 RANGERS
- COTTOBOOK13 REPLAY
- COTTOBOOK14 SIERRA
- COTTOBOOK15 VISION 1-2
- COTTOBOOK16 VISION 2-2
- COTTOBOOK17 QUEEN STONE



MERCHANDISING

CULLA OUTDOOR PER 2CM E 3CM + SCHIENALE • CULLA OUTDOOR SUITABLE FOR 2CM AND 3CM



60x60 20mm/30mm - 40,5x81 20mm - 81x81 20mm - 45x90 30mm - 90x90 30mm- 60x120 20mm - 30x122 20mm
schienale comunicazione 60x120 / info panel 60x120m

SET OUTDOOR / SCATOLINE
cm 20x10x12 - x 5 scatoline/boxes



TABELLA OUTDOOR
cm 76x99



INFO

MERCHANDISING

CUBO 60 cm 65x57x155 h



Porta piastrelle 30 pezzi 60x60/30x60
Display for 30 pices 60x60/30x60 tiles

CUBO 80 cm 85x77x175 h



Porta piastrelle 30 pezzi 80x80
Display for 30 pices 80x80 tiles

LIBRERIA CUBO 60 cm 60x60x120 h



Porta piastrelle 12 pezzi 60x120/59x118
Display for 12 pices 60x120/59x118 tiles

ATTENZIONE: Struttura metallica da ordinarsi separatamente dal Cubo 60. Porta 12 pz di 60x120 da 1cm. La struttura funziona solo se abbinata al Cubo 60 che perde posa verticale a favore della libreria.

ATTENTION: Metal Frame to be ordered separately from Cubo 60. Displays 12 pieces of 60x120 size in 1cm Thickness. This system can be only installed on Cubo 60, meaning after installed you cannot display tiles in the vertical section of the Cubo 60.

INFO

MERCHANDISING

ESPOSITORE GIREVOLE • EXPO



ESPOSITORE GIREVOLE 60x120
da 5 binari - chiuso 96x68 x150h / aperto 169x120 x150h
da 6 binari - chiuso 96x80 x150h / aperto 169x120 x150h
da 8 binari - chiuso 96x104 x150h / aperto 169x155 x150h
da 10 binari - chiuso 96x128 x150h / aperto 169x185 x150h

ESPOSITORE FLY cm 231x126x234 h



ESPOSITORE GIREVOLE 120x120
da 6 binari - chiuso 157x80 x150h / aperto 290x120 x150h
da 8 binari - chiuso 157x104 x150h / aperto 290x155 x150h
da 10 binari - chiuso 157x128 x150h / aperto 290x185 x150h

FLIP cm 132x71x116
Porta piastrelle 30 pezzi 60x120




INFO

MERCHANDISING

PANNELLI PANELS cm 100,5x200,5 39.6"x79"

EFFETTO CARTA DA PARATI

CARTE DA PARATI IN GRES




PCAR1

TRAMA PRESTIGE



PTRA1

TAPPETO EXTRA

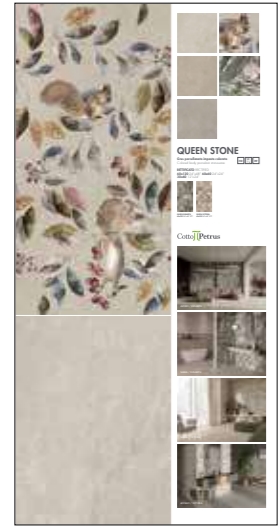


PTAP1

NOTE: Per tutti i pannelli posati, indicare l'articolo di riferimento per la posa, se diverso da quello nella foto. NOTES: With reference to the panels with laid tiles please indicate the item/color that has to be laid, if different from the one in the picture.

EFFETTO CEMENTO/PIETRA

QUEEN STONE

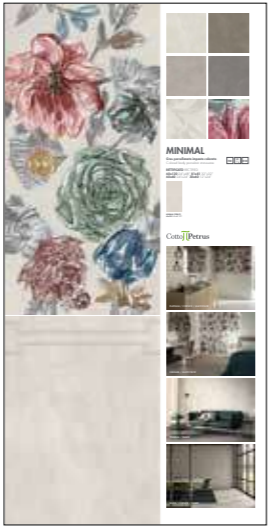


PQUE1



PQUE2

MINIMAL

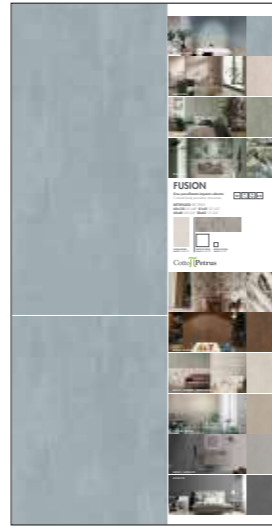


PMIN1



PMIN2

FUSION



PFUS1

FUSION




PFUS1



PFUS2

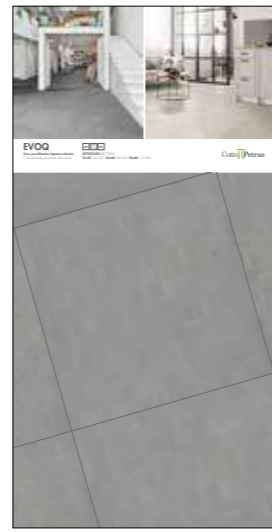
EVOQ



PEVO1



PEVO2



PEVO2

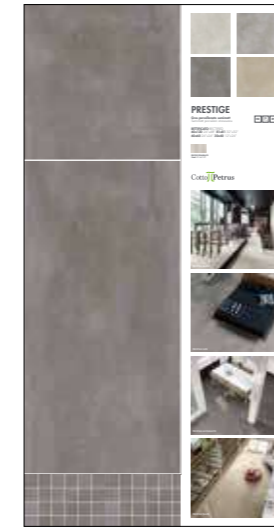
INFO

MERCHANDISING

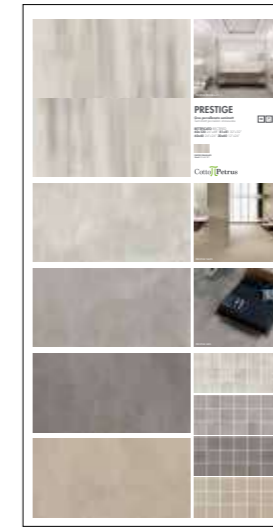
PANNELLI PANELS cm 100,5x200,5 39.6"x79"

EFFETTO CEMENTO/PIETRA


PRESTIGE



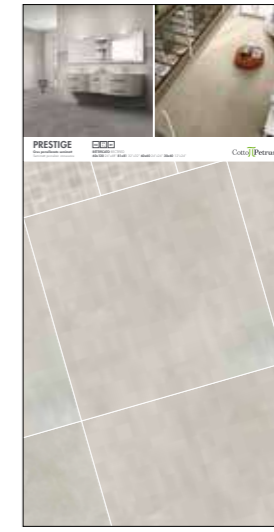
PPRE1



PPRE2




PPRE3



PPRE3


GIGA



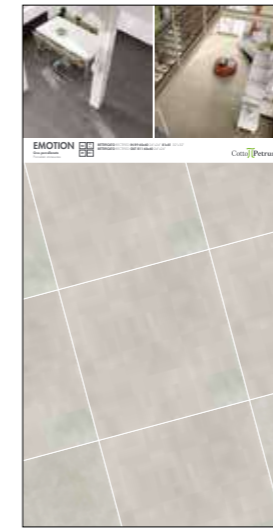
PPGIGA1

NOTE: Per tutti i pannelli posati, indicare l'articolo di riferimento per la posa, se diverso da quello nella foto. NOTES: With reference to the panels with laid tiles please indicate the item/color that has to be laid, if different from the one in the picture.

EMOTION

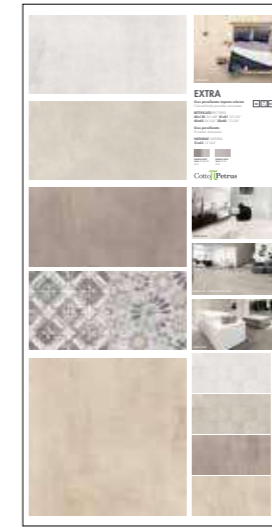


PEMO1

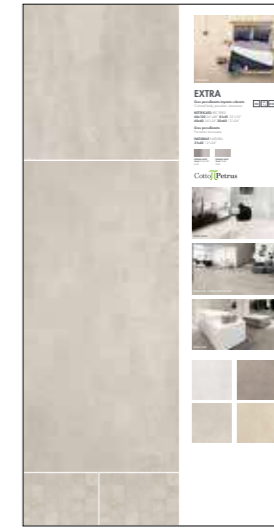


PEMO1

EXTRA



PEX1



PEX1



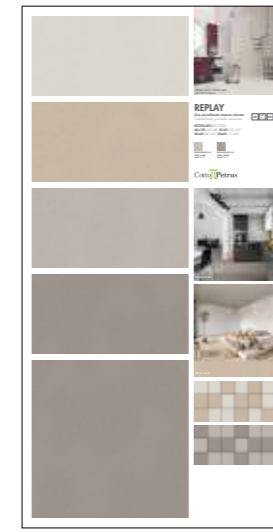
PEX2

EXTRA

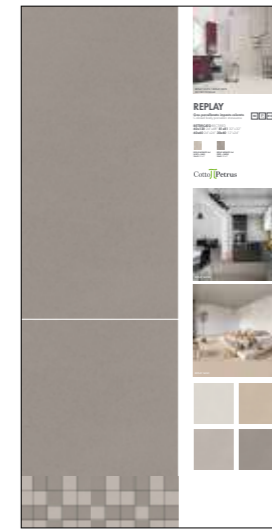


PEX2


REPLAY




PREP1



PREP1



PREP2



PREP2

INFO

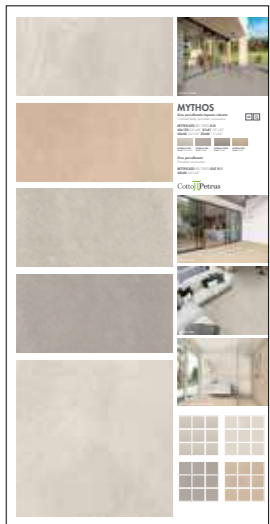
MERCHANDISING

PANNELI PANELS cm 100,5x200,5 39.6"x79"

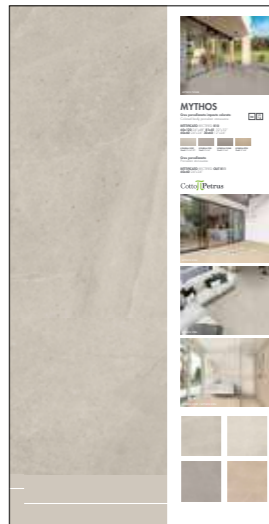
NOTE: Per tutti i pannelli posati, indicare l'articolo di riferimento per la posa, se diverso da quello nella foto. NOTES: With reference to the panels with laid tiles please indicate the item/color that has to be laid, if different from the one in the picture.

EFFETTO CEMENTO/PIETRA

MYTHOS



PMYT1



PMYT1

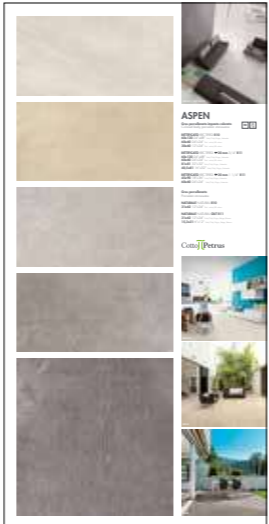


PMYT2



PMYT2


ASPEN



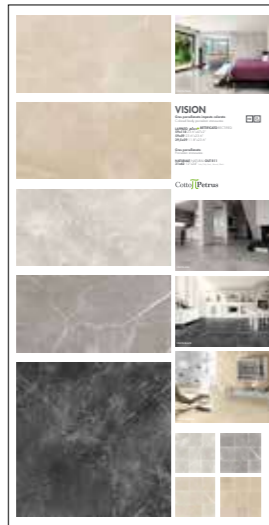
PASP1

EFFETTO MARMO

VISION



PVIS1



PVIS1



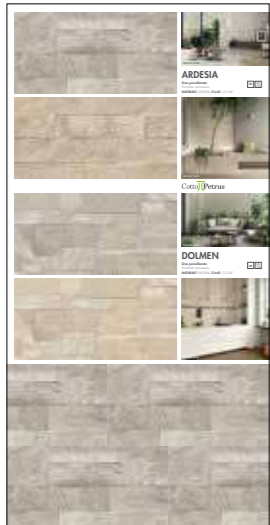
PVIS2



PVIS4

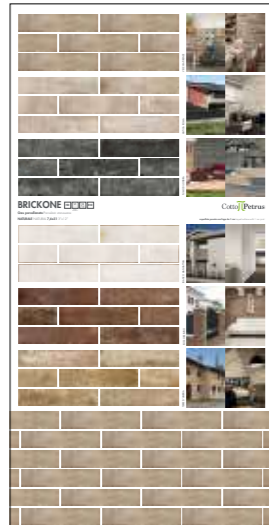
MURETTI

ARDESIA / DOLMEN



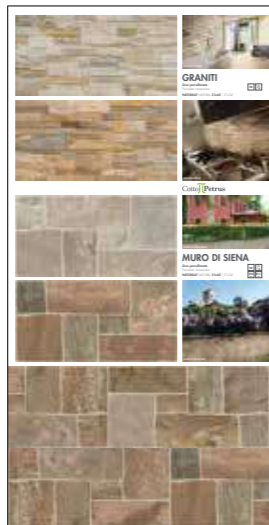
PARD01

BRICKONE



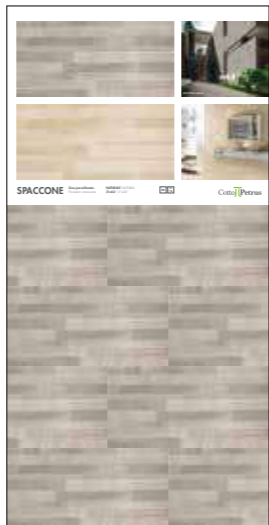
PBRI1

GRANITI / MURO DI SIENA



PGRMU1

SPACONE



PSPAC1

INFO


MERCHANDISING

PANNELI PANELS cm 100,5x200,5 39.6"x79"


NOTE: Per tutti i pannelli posati, indicare l'articolo di riferimento per la posa, se diverso da quello nella foto. NOTES: With reference to the panels with laid tiles please indicate the item/color that has to be laid, if different from the one in the picture.

EFFETTO LEGNO

COMFORT




PCOM1




PCOM1

RANGERS



PRAN1



PRAN1

SIERRA



PSIE1



PSIE1

GENERICO

GENERICO



GEN

INFO

MERCHANDISING

PANNELLI PANELS cm 100,5x200,5 39.6"x79"

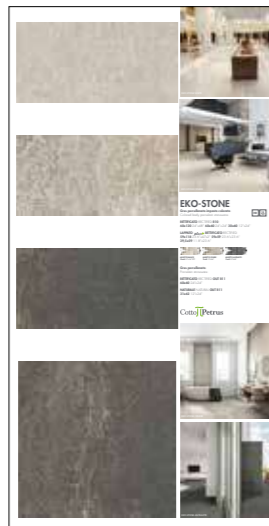
ESTERNI

STONE MIX




PSTO1

EKO-STONE OUT




PECO1

FOSSILI



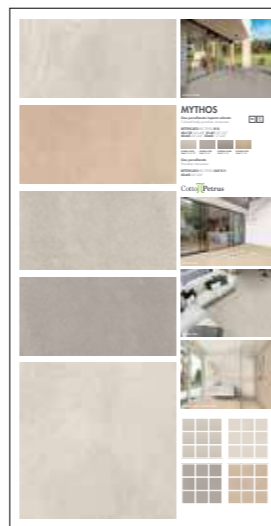
PFOS1

EMOTION OUT



PEMOOUT1

MYTHOS OUT



PMYT1

TAVELLONE



PTAV1



PTAV2



PTAV3



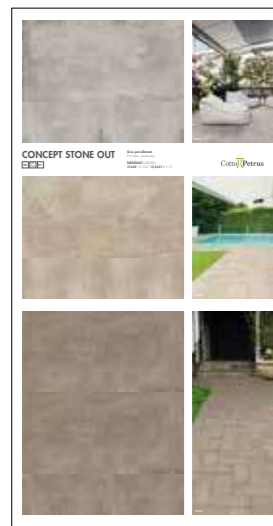
PTAV4

SASSONE




PSAS1

CONCEPT STONE OUT



PCONCOUT1

ASPEN OUT



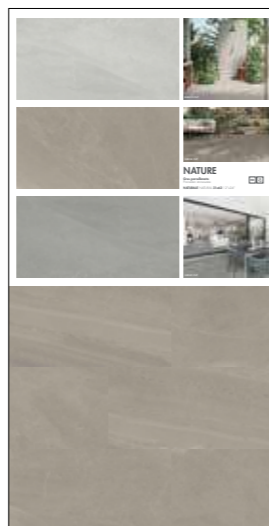
PASPOUT1

CEMENTONE



PCEMOUT1

NATURE



PNATOUT1

PIETRONE / ROCCIONE



PPIERO1

NOTE: Per tutti i pannelli posati, indicare l'articolo di riferimento per la posa, se diverso da quello nella foto. NOTES: With reference to the panels with laid tiles please indicate the item/color that has to be laid, if different from the one in the picture.


INFO

MERCHANDISING

PANNELLI PANELS cm 100,5x200,5 39.6"x79"

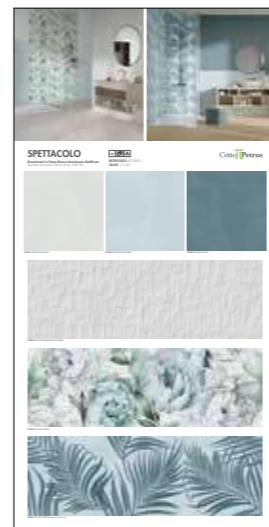
ESTERNI

VISION OUT




PVISOUT1

SPETTACOLO



RSCP1



RSCP2

ARTISTIC STONE



RART1

HARVARD



RHAR1

COLUMBIA



RCOL1

BICOTTURA

STANFORD



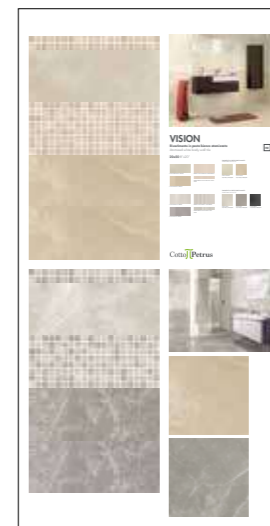
RSTAN1

VILLAGE COLOR



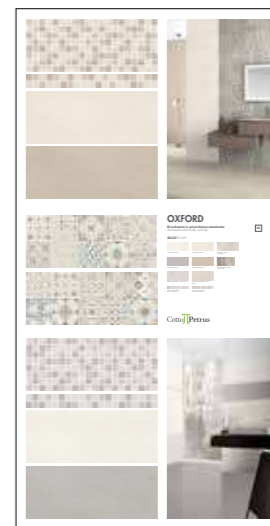
RVILLA1

VISION



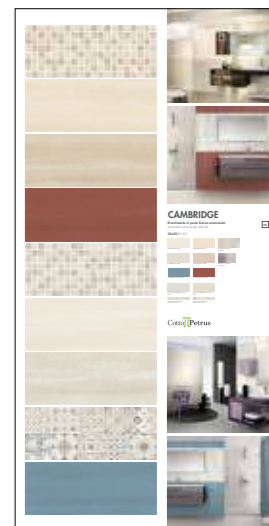
RVIS1

OXFORD



ROXF1

CAMBRIDGE



RCAM1

NOTE: Per tutti i pannelli posati, indicare l'articolo di riferimento per la posa, se diverso da quello nella foto. NOTES: With reference to the panels with laid tiles please indicate the item/color that has to be laid, if different from the one in the picture.

NORMATIVA CONTRATTUALE - Le presenti Condizioni Generali di Vendita, salvo modifiche o deroghe concordate per iscritto, disciplinano tutti i contratti vendita conclusi tra la Venditrice e l'Acquirente. Eventuali offerte, transazioni, accrediti e/o abbuoni accordati su iniziativa di Agenti o altri intermediari, non saranno vincolanti se non accettati per iscritto dalla Venditrice e comunque limitatamente al contratto al quale si riferiscono.

OGGETTO DELLA FORNITURA - La fornitura comprende esclusivamente quanto indicato nella conferma d'ordine della Venditrice. Il testo della conferma d'ordine prevale, in ogni caso, sul testo eventualmente difforme dell'offerta o dell'ordinazione, ed annulla e sostituisce eventuali accordi o trattative che non siano riportati nella conferma stessa. L'esecuzione parziale dell'ordine senza preventiva conferma non comporta approvazione per l'intero ordine, bensì approvazione parziale relativamente alla merce consegnata.

CARATTERISTICHE DEI MATERIALI - Le informazioni e i dati risultanti da cataloghi o illustrazioni, così come le caratteristiche dei campioni e dei modelli di Cotto Petrus S.r.l. sono sempre approssimativi ed è quindi facoltà della Venditrice apportare ai prodotti quelle variazioni, senza alterarne le caratteristiche essenziali, che si ritenessero necessarie o opportune senza obbligo di preavviso. I toni dei colori campionati hanno carattere puramente indicativo e non vincolante, così come la possibilità di ripetere tonalità precedentemente fornite che, pertanto, non rappresentano impegno per la Venditrice e motivo di reclamo per l'Acquirente. Salvo specifiche richieste da concordare prima della conferma d'ordine, la Venditrice non garantisce che l'ordine del singolo articolo venga integralmente evaso con un medesimo lotto di produzione.

ORDINI - Sono sempre impegnativi e irrevocabili per l'Acquirente: la Venditrice sarà vincolata solo dopo la conferma scritta. S'intende comunque che ogni ordine viene fatto con la completa accettazione da parte dell'Acquirente di tutte le presenti Condizioni Generali. Nell'ordinazione dovranno essere contemplati soltanto articoli di produzione corrente: non saranno comunque oggetto di conferma quei materiali per i quali la Venditrice in dipendenza di esigenze interne o di mercato, ha ritenuto opportuno sospendere la produzione. Ogni ordine deve essere inoltrato per iscritto, anche se, per ragioni di urgenza dovesse essere preceduto da comunicazione telefonica.

TERMINE DI CONSEGNA - I termini di consegna decorrono dalla data della conferma d'ordine e, salve diverse pattuizioni scritte, hanno carattere puramente indicativo e non essenziale. Eventuali ritardi nelle consegne, interruzioni, sospensioni totali o parziali delle forniture non daranno all'Acquirente alcun diritto ad indennizzi o risarcimenti, ogni eccezione rimossa.

CONSEGNA E TRASPORTO - Salvo patto contrario, la vendita s'intende Franco Fabbrica Cotto Petrus S.r.l. e ciò anche quando sia convenuto che la spedizione o parte di essa venga curata dalla Venditrice. Ad ogni effetto di legge, il luogo di consegna della merce è quello nel quale la fornitura viene messa a disposizione dell'acquirente o all'atto della consegna al Vettore. In ogni modo, quali che siano i termini di resa pattuiti, la merce viaggia sempre a rischio e pericolo dell'Acquirente ed ogni responsabilità della Venditrice cessa, al più tardi, con la consegna al Vettore, nei confronti del quale l'Acquirente dovrà sporgere eventuali reclami relativi ad ammanchi o rotture.

Il Compratore è tenuto a precisare al momento dell'ordine dettagliate modalità di trasporto: la Venditrice spedisce la merce col mezzo ritenuto più opportuno qualora mancassero preventive indicazioni al riguardo, senza che ciò costituisca per il Compratore motivo di reclamo.

ASSICURAZIONE - Se richiesta è sempre a carico dell'acquirente.

IMBALLO - Salvi diversi accordi scritti, l'imballo sarà sempre in cartoni: avvenuta la consegna all'Acquirente o al Vettore senza reclami o riserve,

cessa ogni responsabilità della Venditrice. **Saranno addebitate le spese di imballo (europallet ed eventuali rinforzi) che verranno stabilite al momento della vendita.**

GARANZIA - La Venditrice garantisce la qualità di quanto fornito conformemente alle scelte richieste dall'Acquirente. In particolare, la garanzia riconosciuta dalla Venditrice è relativa ai prodotti di prima scelta con tolleranza del 5%. La merce in scelta differente dalla prima (seconda, terza scelta, stock, partite occasionali ecc.), s'intende sempre venduta come "vista e piaciuta". E' fatto obbligo all'Acquirente verificare la merce in termini di qualità e quantità entro breve termine dalla consegna. Nel caso l'Acquirente rivenda la merce a soggetti che rivestono la qualifica di Consumatori, è escluso il diritto di cui all'art. 131 del Codice di Consumo decorso un anno dalla consegna da parte della Venditrice.

RECLAMI - Eventuali contestazioni dovranno essere inviate a mezzo racc.a.r. presso la sede legale della Venditrice, nei termini di legge. La posa del materiale determina la decadenza dall'azione per vizi e/o difetti, importando rinuncia implicita alla garanzia di cui all'art. 1490 c.c.. In ogni caso la garanzia comprende unicamente la sostituzione dei soli pezzi difettosi o la riparazione, con esclusione di ogni ulteriore e diversa obbligazione, anche risarcitoria. La presenza di piastrelle difettose non inficia la qualità dell'intera fornitura né comporta l'obbligo della integrale sostituzione.

SOLVE ET REPETE - Eventuali contestazioni sul materiale non danno diritto all'Acquirente di sospendere o ritardare in tutto o in parte il pagamento, nei termini pattuiti, della merce oggetto di contestazione, né, tanto meno, di altre forniture.

PREZZI - Si intendono sempre riferiti al listino in vigore al momento della conferma della Venditrice. Salvo diversa pattuizione scritta, sono sempre al netto e relativi a merce franco fabbrica, non comprendendo quindi altri oneri e spese, che saranno sempre a carico del Compratore.

PENALE PER ANNULLAMENTO ORDINI - In caso di annullamento da parte del Compratore di un ordine confermato e pronto per il carico, è in facoltà della Venditrice di addebitare una penale pari al 20% del valore del materiale.

PAGAMENTI - I pagamenti dovranno essere effettuati come indicati nella conferma d'ordine: a tutti gli effetti, il luogo di pagamento resta fissato nella sede della Cotto Petrus S.r.l. anche se effettuati a mezzo di personale autorizzato, rimessa diretta, tratte autorizzate, ricevute bancarie o effetti cambiari. In caso di ritardato o mancato pagamento anche parziale, così come nel caso di mutamento delle condizioni patrimoniali dell'Acquirente, sarà in diritto della Venditrice esigere gli interessi di mora al tasso commerciale corrente, così come sospendere l'esecuzione delle forniture in corso e/o risolvere in tutto o in parte qualsiasi contratto in atto, senza che l'Acquirente possa rivendicare risarcimenti diretti e/o indiretti di alcun tipo.

RISERVA DI PROPRIETÀ - Nel caso in cui il pagamento, per accordi contrattuali, debba essere effettuato in tutto o in parte dopo la consegna, la merce consegnata resta in proprietà di Cotto Petrus S.r.l. fino al completo pagamento del prezzo.

LEGGE APPLICABILE - FORO COMPETENTE - Il contratto è disciplinato dalla legge italiana. La definizione di qualsiasi controversia derivante, dipendente o conseguente dai contratti di vendita con Cotto Petrus S.r.l., anche se riferibili ad affari trattati da propri dipendenti o incaricati fuori dalla propria Sede, è soggetta alla giurisdizione dello Stato Italiano e unico Foro competente in via esclusiva è quello di Reggio Emilia.

CONTRACTUAL RULES - These General Conditions of Sale, unless changes or exceptions agreed in writing, govern all the sale contracts completed between the Seller and the Buyer. Any offers, transactions, credits and / or rebates granted by agents or other intermediaries will not be binding unless accepted in writing by the Seller and in any case limited to the contract to which they refer.

OBJECT OF THE SUPPLY - The supply includes only what is indicated in the Seller's order confirmation. The text of the order confirmation prevails, in any case, over the text that may differ from the offer or order, and cancels and replaces any agreements or negotiations that are not indicated in the confirmation itself. Partial execution of the order without prior confirmation does not imply approval for the entire order, but partial approval for the goods delivered.

MATERIAL FEATURES - The informations and datas on catalogues or flyers, as well as the characteristics of the samples and collection of Cotto Petrus S.r.l. are always approximate and it is therefore the Seller's right to make those variations to the products, without changing their essential characteristics, which were deemed necessary or appropriate without prior notice. The shades of the sampled colors are only indicative and not binding, as well as the possibility of repeating previously provided shades which, therefore, do not represent a commitment for the Seller and a reason for complaint for the Buyer. Except for specific requests to be agreed before the order confirmation, the Seller does not guarantee that the order of the single item will be fully processed with the same production batch.

ORDERS - They are always binding and irrevocable for the Buyer: the Seller will be bound only after written confirmation. It is understood, however, that each order is made with the complete acceptance by the Purchaser of all these General Conditions. When ordering, only items of current production must be contemplated: those materials for which the Seller, depending on internal or market needs, has deemed it appropriate to suspend production, will not be confirmed. Each order must be sent in writing, even if, for reasons of urgency, it should be preceded by telephone communication.

DELIVERY TIME - The delivery terms start from the date of the order confirmation and, unless otherwise agreed in writing, are purely indicative and not essential. Eventual delays in deliveries, interruptions, total or partial suspensions of supplies will not give the Purchaser any right to compensation, any exception removed.

DELIVERY AND TRANSPORT - Unless otherwise agreed, the sale is understood to be EX FACTORY Cotto Petrus S.r.l. and this also when it is agreed that the shipment or part of it will be handled by the Seller. For all legal purposes, the place of delivery of the goods is that in which the supply is made available to the buyer or upon delivery to the Carrier. In any case, whatever yield agreed upon, the goods always travel at the risk and peril of the Buyer and any liability of the Seller ends, at the latest, with the delivery to the Carrier, against which the Buyer must protrude any complaints relating to shortages or breakages. At the time of the order, the Buyer is required to specify detailed instructions of transport: the Seller will ship the goods by the means deemed most appropriate if there are no prior indications in this regard, without this being a reason for the Buyer to complain.

INSURANCE - If requested it is always paid by the buyer.

PACKAGING - Unless otherwise agreed in writing, the packaging will always be in cartons: after delivery to the Buyer or to the Carrier without complaints or reservations, all Seller's liability ceases. **Packaging costs (Euro-pallets and any reinforcing) shall be charged as established at the time of the sale.**

WARRANTY - The Seller guarantees the quality of what is supplied in accordance with the preferences requested by the Buyer. In particular, the guarantee recognized by the Seller relates to first choice products with a tolerance of 5%. The goods in a different choice from the first (second, third choice, stock, occasional lots, etc.), are always intended as "seen and liked". The Buyer is obliged to check the goods in terms of quality and quantity within a short time of delivery. If the Buyer resells the goods to subjects who qualify as Consumers, the right pursuant to art. 131 of the Consumer Code is excluded after one year of delivery by the Seller.

COMPLAINTS - Any disputes must be sent by registered mail at the Seller's legal office, in accordance with the law. The installation of the material causes the forfeiture of any action due to defects, meaning an implicit waiver of the guarantee pursuant to art. 1490 of the Italian Civil Code. In any case, the guarantee only includes the replacement of only defective parts or repair, with the exclusion of any further and different obligation, including compensation. The presence of defective tiles does not affect the quality of the entire supply nor does it involve the obligation of full replacement.

SOLVE ET REPETE - Any disputes on the material do not entitle the Purchaser to suspend or delay payments in whole or in part, within the agreed terms, of the goods subject of the dispute, let alone other supplies.

PRICES - They are always referred to the price list in force at the time of the Seller's confirmation. Unless otherwise agreed in writing, they are always net and related to ex-works goods, therefore not including other charges and expenses, which will always be borne by the Buyer.

PENALTY FOR ORDERS CANCELLATION - In the event of cancellation by the Buyer of a confirmed order ready for loading, the Seller has the right to charge a penalty equal to 20% of the value of the material.

PAYMENTS - Payments must be made as indicated in the order confirmation: for all intents and purposes, the place of payment remains fixed at the headquarters of Cotto Petrus S.r.l. even if completed by authorized personnel, direct remittance, authorized draft, bank receipts or bills of exchange. In the event of delayed or missing-payment, even partial, as well as in the case of a change in the Buyer's financial conditions, the Seller will be entitled to request the interest at the current commercial rate, as well as to interrupt the execution of supplies in progress and / o terminate in whole or in part any contract in progress, without the Buyer being able to claim direct and / or indirect compensation of any kind.

RESERVATION OF TITLE-OWNERSHIP - In the event that the payment, by contractual agreements, must be made in whole or in part after delivery, the delivered goods remain of property of Cotto Petrus S.r.l. until full payment has been completed.

APPLICABLE LAW - COMPETENT COURT - The contract is governed by Italian law. The definition of any controversy deriving, dependent or consequent from the sales contracts with Cotto Petrus Srl, even if referable to business dealt with by its employees or appointed outside of its headquarters, is subject to the jurisdiction of the Italian State and of the competent Court of Reggio Emilia.

LA NOSTRA STORIA

EcoDado+ Group è uno gruppo industriale italiano che produce e commercializza rivestimenti in bicottura atomizzata e pavimenti in gres porcellanato. Grazie all'utilizzo delle più moderne tecnologie e alla solida esperienza di persone dedicate con passione alla ricerca di design e della qualità, soddisfiamo le esigenze dei nostri clienti in tutto il mondo.

ecodado+™ Group

OUR HISTORY

EcoDado+ Group is an industrial group based in Italy that manufactures and sells double-fired wall tiles and porcelain stoneware tiles. Thanks to the use of the most modern technologies and the decennial know-how of people dedicated with passion to the research of design and quality, we meet the needs of our customers all over the world.



RICERCA E SVILUPPO • RESEARCH AND DEVELOPMENT

Prestando sempre la massima attenzione alle nuove soluzioni tecnologiche ed alle tendenze di mercato, la nostra area ricerca e sviluppo raccoglie costantemente idee e le elabora affinché divengano prototipi capaci di ispirare nuove superfici ed ambienti con la solita minuziosa attenzione alla qualità sostenibile.

While paying the utmost attention to technological innovations, our research and development department constantly collects ideas and processes them to become prototypes capable of inspiring new surfaces and environments with the usual meticulous attention to sustainable quality.

PRODOTTI • PRODUCTS



I NUMERI • THE NUMBERS



MISSION

Il nostro impegno quotidiano e la nostra esperienza e professionalità sono tutte concentrate al miglioramento degli ambienti e delle persone, proiettandoci verso il futuro con un ruolo da protagonista nel rispetto delle nuove generazioni. Our daily commitment and our experience and professionalism are focused on improving the environment and people, projecting us towards the future with a leading role in respecting the new generations.

LA NOSTRA STORIA

Cotto Petrus nasce nel 1972 a Roteglia (RE) come produttore di cotto forte, supporto per la bicottura tradizionale. Per oltre 40 anni è stato punto di riferimento in quanto fornitore di tutte le più importanti aziende di rivestimento Italiane. Nel 2013 cessa la produzione di cotto forte e con grandi investimenti inizia a produrre gres porcellanato. **Oggi è una realtà industriale moderna e dinamica**, che produce materiali ceramici di elevate prestazioni tecniche, garantendo una qualità estetica in linea con le tendenze contemporanee.

Cotto Petrus è partner attivo di **ecodado+™ Group** formato dalla collaborazione industriale e commerciale di **Dado Ceramica, Antica Ceramica Rubiera e Cotto Petrus.**

Cotto Petrus

Nasce Cotto Petrus	1972	Foundation of Cotto Petrus
Acquisizione di Cotto Petrus	1991	Acquisition of Cotto Petrus
Inizia la produzione di gres porcellanato	2013	Start of production of porcelain stoneware
Conseguimento della Certificazione ISO 9001	2014	ISO 9001 Certification obtained
Produzione di grandi lastre formato 81x162 Conseguimento della Certificazione ISO 14001	2015	Production of large 81x162 slabs ISO 14001 Certification obtained
Conseguimento della Certificazione ISO 50001 Conseguimento della Certificazione UNI EN ISO 45001	2016	ISO 50001 Certification obtained UNI EN ISO 45001 Certification obtained
Conseguimento della Certificazione GREENGUARD GOLD Conseguimento della Certificazione UNI EN ISO 14021:2016 Associazione al Green Building Council Italia	2017	GREENGUARD GOLD Certification obtained UNI EN ISO 14021:2016 Certification obtained Association to Green Building Council Italia
Installazione di atomizzatore per la produzione di impasto di gres ceramico	2019	Installation of an atomizer for the production of ceramic stoneware dough
Installazione di linea innovativa per produzione di piastrelle in gres porcellanato spessore 20 / 30 / 40 mm.	2021	Installation of the innovative line for the production of porcelain stoneware tiles of 20 / 30 / 40 mm thickness.
Installazione di un nuovo impianto eco sostenibile capace di recuperare tutte le risorse energetiche attualmente disperse in atmosfera. Risparmio di energia e diminuzione di CO ₂ emessa.	2021	Installation of a new eco-sustainable plant capable of recovering all energy resources currently dispersed into the atmosphere. Energy saving and reduction in emitted CO ₂ .

CERTIFICAZIONI

EcoDado+ Group ha sempre ritenuto che la qualità del proprio servizio fosse il fondamento del successo commerciale dell'Azienda ed ha quindi ritenuto opportuno istituire un **Sistema di Gestione per la Qualità**, con l'obiettivo di migliorare continuamente il grado di soddisfazione della propria clientela. In quest'ottica, nel mese di luglio 2014, **EcoDado+ Group** ha ottenuto dall'ente TÜV Austria Cert GmbH la certificazione che attesta la conformità dell'organizzazione aziendale ai requisiti della norma **UNI EN ISO 9001**. Il Gruppo ha implementato inoltre un Sistema di Gestione Ambientale ottenendo nel 2015 la certificazione che attesta la conformità ai requisiti della norma **ISO 14001**. Nel 2016 è stata ottenuta la conformità ai requisiti della norma **UNI CEI EN ISO 50001:2011 Sistemi di Gestione dell'Energia**, consentendo a **EcoDado+ Group** il miglioramento continuo della propria prestazione energetica, comprendendo in questa l'efficienza energetica nonché il consumo e l'uso dell'energia. I controlli previsti da queste normative sono i più accurati e comprendono tutte le funzioni aziendali: la progettazione, gli approvvigionamenti, i controlli sui prodotti e sul processo produttivo, la commercializzazione, l'assistenza post-vendita per tutti i marchi commerciali. Sempre nel 2016 è stata ottenuta anche la certificazione **UNI EN ISO 45001**, che si occupa di salute e sicurezza dei lavoratori, assicurando l'ottemperanza ai requisiti previsti per i Sistemi di Gestione della Salute e Sicurezza sul Lavoro. Nel 2017 è stata ottenuta la certificazione **UNI EN ISO 14021:2016** (etichettatura del materiale riciclato). Ancora nel 2017 **EcoDado+ Group** si è associata al **Green Building Council Italia**, organismo indipendente che ha come obiettivo la diffusione di una cultura dell'edilizia sostenibile ed in particolare la promozione del sistema di certificazioni **LEED Leadership in Energy and Environmental Design**.

I prodotti di **EcoDado+ Group** contengono almeno il **40% di materia prima riciclata** e consentono ai loro utilizzatori di accedere ai crediti LEED. Sempre nel 2017 **EcoDado+ Group** ha ottenuto la **Certificazione Greenguard** grazie alla produzione di materiali ceramici per l'edilizia che soddisfano i più severi **limiti sulle emissioni chimiche** e di **Composti Organici Volatili (VOCs)**. L'azienda risulta conforme agli standard richiesti per il miglioramento della **Qualità dell'Aria in ambienti Interni (IAQ)**.

Le certificazioni rappresentano il **coronamento di un'esperienza pluriennale** ed il riconoscimento dell'**impegno costante** che l'azienda ha posto nella ricerca della qualità come fattore strategico prioritario. In accordo con la politica della qualità opera la **sezione di verifica ed archiviazione dei campioni base e della produzione corrente**; questa sezione controlla costantemente le **caratteristiche tecniche ed estetiche** della produzione e la loro **conformità** con i campioni base per assicurare la massima qualità e precisione nella fornitura.

IT

CERTIFICATIONS

EN

EcoDado+ Group has always considered the quality of the service provided as the foundation of the company's success, so the Group has decided to implement a **Quality Management System**, with a view to constantly boosting customer satisfaction. With this objective in mind, in July 2014, **EcoDado+ Group** obtained, from TÜV Austria Cert GmbH, the certification that the Group's corporate organisation complies with the requisites of the **UNI EN ISO 9001 standard**. The Group has also implemented an Environmental Management System, and in 2015, it obtained the certification of compliance with the requisites of the **ISO 14001 standard**.

In 2016, compliance was obtained with the requirements of the **UNI CEI EN ISO 50001:2011 Energy Management Systems standard**, allowing **EcoDado+ Group** to continually improve its energy performance, in terms of both energy efficiency and the use and consumption of energy.

The checks provided for under these regulations are particularly rigorous, and regard all company departments and functions: planning and design, provisioning, checks on products and the production process, sales, post-sales assistance for all brands.

In 2016, the Group also obtained **UNI EN ISO 45001 certification**, which regards the health and safety of workers, guaranteeing compliance with the requisites contemplated for Workplace Health and Safety Management Systems.

In 2017, **EcoDado+ Group** obtained both **UNI EN ISO 14021:2016 certification** (labelling of recycled material).

In 2017, **EcoDado+ Group** became a member of **Green Building Council Italia**, an independent body that seeks to spread a sustainable building culture, and in particular, to promote the **LEED Leadership in Energy and Environmental Design certification system**.

EcoDado+ Group products contain at least **40% of recycled raw materials**, allowing users to obtain LEED credits.

In 2017, **EcoDado+ Group** obtained **Greenguard Certification**, thanks to the production of ceramic materials for the building industry, which **comply with the strictest limits governing chemical emissions and Volatile Organic Compounds (VOCs)**. The company complies with the standards requested for the improvement of **Indoor Air Quality (IAQ)**.

These certifications are the **crowning glory of many years' experience**, and acknowledge the **company's constant commitment** to quality, the strategic factor that is top priority for **EcoDado+ Group**. In accordance with the corporate quality policy, there is a **section that checks and files base samples and samples of the current production**; this section constantly monitors the **technical and aesthetic characteristics** of the products, **ensuring they comply with the base samples** in order to guarantee completely accurate, quality supplies.



EN ISO 9001:2015
 EN ISO 14001:2015
 EN ISO 50001:2018
 EN ISO 45001:2018
 UNI EN ISO 14021: 2016
 GREENGUARD GOLD

Cotto Petrus

La soluzione migliore per i tuoi pavimenti e rivestimenti

LISTINO PREZZI 2022

PRICE LIST

Cotto  Petrus

CAT. PREZZO	PREZZO €
1 ■	112,00
2 ■	74,40
3 ■	61,60
4 ■	48,60
5 ■	55,00
6 ■	9,90
7 ■	155,10
8 ■	301,40
9 ■	239,80
10 ■	396,00
11 ■	59,40
12 ■	70,00
13 ■	50,80
14 ■	212,30
15 ■	84,80
16 ■	46,00
17 ■	44,00
18 ■	93,20
19 ■	97,20
20 ■	16,50
21 ■	169,40
22 ■	330,00
23 ■	258,50
24 ■	423,50
25 ■	53,00
26 ■	59,40
27 ■	44,40
30 ■	282,70
31 ■	24,20
32 ■	70,40
33 ■	132,00
35 ■	7,15
36 ■	46,20
37 ■	61,60
38 ■	4,73
39 ■	108,40

CAT. PREZZO	PREZZO €
40 ■	103,96
41 ■	153,00
42 ■	133,80
43 ■	142,20
45 ■	110,40
46 ■	201,40
47 ■	197,10
48 ■	226,20
49 ■	74,80
50 ■	238,30
51 ■	139,70
52 ■	122,50
53 ■	155,90
54 ■	181,70
55 ■	166,80
56 ■	191,60
57 ■	137,50
58 ■	130,50
59 ■	146,30
60 ■	114,50
61 ■	141,30
62 ■	52,80
63 ■	86,90
64 ■	87,70
65 ■	186,60
66 ■	211,30
67 ■	59,60
68 ■	71,60
70 ■	94,20
71 ■	259,80
72 ■	426,50
73 ■	179,30
74 ■	519,10
75 ■	89,40
76 ■	87,40

LEGENDA
KEY

000

Prezzo al mq
Price at sqm

000

Prezzo al pezzo
Price at piece

Cotto Petrus Srl

Via Molino, 4 - 42014 Roteglia di Castellarano RE

Tel +39 0536 851626 / 0536 851621 Fax +39 0536 851118 / info@cottopetrus.it

www.cottopetrus.it

seguici su:   YouTube

Cotto] Petrus

Cotto Petrus srl

Via Molino, 4 - 42014 Roteglia di Castellarano RE

Tel +39 0536 851626 / 0536 851621

Fax +39 0536 851118 / info@cottopetrus.it

www.cottopetrus.it